

ONDA®

SANITARY | PLUMBING



JULI
2021 CATALOG

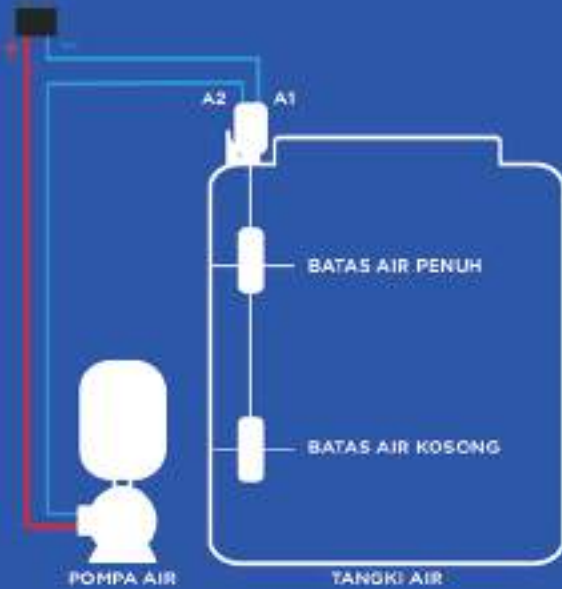
ONDA[®]

SANITARY | PLUMBING

WATER LEVEL CONTROL SWITCH

CARA KERJA WATER LEVEL CONTROL SWITCH :

STOP KONTAK



TAHAN PANAS

Switch berbahan plastik ABS-PP sehingga tahan panas.



SEKRUP STAINLESS STEEL

Sekrup berbahan stainless steel sehingga anti karat.



**NEW
ITEM**

ONDA

SANITARY | PLUMBING



HIPREX

- 1/2"
- 5/8"
- 3/4"
- 1"

SUPERFLEX

- 1/2"
- 5/8"
- 3/4"
- 1"

DOF

- 1/2"
- 5/8"
- 3/4"
- 1"

TRANSPARAN

- 1/4"



SUPER TEBAL



SUPER KENCANG



**PRICE LIST
HIPREX**

- 1/2" (100M)
- 5/8" (50M)
- 3/4" (50M)
- 1" (50M)

**PRICE LIST
SUPERFLEX**

- 1/2" (50M)
- 5/8" (50M)
- 3/4" (50M)
- 1" (50M)

**PRICE LIST
DOF**

- 1/2" (50M)
- 5/8" (50M)
- 3/4" (50M)
- 1" (50M)

**PRICE LIST
TRANSPARAN**

- 1/4" (100M)

**NEW
ITEM**

ONDA

SANITARY | PLUMBING

SAMBUNGAN KRAN FLEXIBLE

+FREE
FITTING
BERBAHAN
KUNINGAN



COCOK UNTUK HAMPIR
SEMUA JENIS KRAN



FLEXIBLE DAPAT MENCUCI
HINGGA KE SEGALA PENJURU



ADA 2 JENIS
KELUARAN AIR

CARA PEMASANGAN :

1.



Buka Ujung Filter
Kran Dapur

2.



Pasang Sambungan
Kran Flexible



**NEW
ITEM**

ONDA

SANITARY | PLUMBING



**SHOWER MIXER
BATH-TUL**



**STOP KRAN
OTOMATIS
VERTIKAL**

**FLOATER
STOP KRAN OTOMATIS**



**STOP KRAN
OTOMATIS
HORIZONTAL**

**COMING
SOON**

ONDA

SANITARY | PLUMBING

**KRAN DAPUR
V 698 CA**



KATEGORI PRODUK ONDA

PASTIKAN TERSEDIA DI TOKO ANDA!



KRAN DAPUR
V 697 GKU 1/2"



KRAN TEMBOK
A 870 GKU 1/2"



KRAN WASTAFEL
Y 327 GKU 1/2"



STOP KRAN
JF 31 GKU 1/2"



KRAN CABANG
K 410 GKU 1/2"



SHOWER
SO 250 1/2"



JET SHOWER
S 90 CCS 1/2"



SHOWER MIXER
K 412 GKU 1/2"



SEAL TAPE
ST 01 1/2"



FILTER
WCF 01
(INCLUDE 4 FITTING)



FLOATER
PELAMPUNG 1/2"



PELAMPUNG OTOMATIS
WATER LEVEL CONTROL SWITCH

13



P-TRAP
PT 01 GKU 1/2"

14



HOSE
FLEXIBLE HOSE 50 CM

15



SOAP DISPENSER
OSDM 01

16



DRAINER
FLS 21

17



METERAN
MT 25 5 M

18



BRASS VALVE
BALL VALVE 1/2"

19



TUSEN KLEP
TUSEN KLEP 1/2"

20



PVC VALVE
PVCBV 1/2"

21



PIPA PEX
PIPA PEX 1/2" 50M

22



FITTING
PIPA PEX
FEMALE ELBOW
16MM X 1/2"

23



PDAM
WATER METER
BRASS 1/2"

24



PERRUNO
BALL VALVE 1/2"

SANITARY

KRAN

KRAN DAPUR	2-4
KRAN TEMBOK	5-6
KRAN WASTAFEL	7
STOP KRAN	8

SHOWER

SHOWER	9-10
<small>HAND SHOWER, WALL SHOWER</small>	
JET SHOWER	11-12
SHOWER MIXER	13

AKSESORIS

AKSESORIS	14-15
<small>(SEALTAPE, FILTER, FLOATER, PELAMPUNG OTOMATIS, P-TRAP, HOSE, SOAP DISPENSER)</small>	
DRAINER	16-17
METERAN	18

PLUMBING

BRASS VALVE	19-23
PVC VALVE	24-25
PIPA PEX	26-27
PDAM	28-29

Perruno[®]

PERRUNO	30-31
---------------	-------



FAST MOVING



NEW ITEM


















BRASS MATERIAL




















NYLON MATERIAL
















FLEXIBLE HOSE
















NO	GAMBAR	DESKRIPSI	UKURAN	PCS/KOTAK	PCS/DUS
1		V 649 GKU	1/2"	1	12
2		V 648 GKU	1/2"	1	12
3		V 696 GKU	1/2"	1	12
4		A 801 TLG	1/2"	5	75
5		A 811 CU	1/2"	5	75
6		A 811 SU	1/2"	5	75
7		CLS 05	1/2"	10	60
8		H 818 BU	1/2"	4	40
9		V 625 C	1/2"	3	45
10		V 627 CA	1/2"	3	45
11		V 627 CB	1/2"	3	45
12		V 627 LA	1/2"	3	45
13		V 627 SU	1/2"	3	45
14		V 627 TG	1/2"	3	45
15		V 628 TLG	1/2"	4	60

SUB KATEGORI : KRAN DAPUR

NO	GAMBAR	DESKRIPSI	UKURAN	PCS/KOTAK	PCS/DUS
16	 	V 629 TLG	1/2"	4	60
17		V 631 GCA	1/2"	2	24
18	 	V 632 CA	1/2"	4	64
19		V 633 CB	1/2"	4	60
20		V 633 CS	1/2"	4	60
21		V 633 F	1/2"	4	60
22		V 633 SU	1/2"	4	60
23		V 633 TG	1/2"	4	60
24		V 634 T	1/2"	5	75
25		V 636 T	1/2"	8	96
26		V 637 T	1/2"	5	60
27		V 638 CU	1/2"	4	60
28		V 638 F	1/2"	4	60
29		V 638 GA	1/2"	4	60
30		V 638 S	1/2"	4	60

NO	GAMBAR	DESKRIPSI	UKURAN	PCS/KOTAK	PCS/DUS
31		V 638 SU	1/2"	4	60
32		V 639 CA	1/2"	3	45
33		V 639 CB	1/2"	3	45
34		V 639 CS	1/2"	3	45
35		V 639 SU	1/2"	3	45
36		V 639 TG	1/2"	3	45
37		V 640 GBU	1/2"	1	12
38		V 640 GWU	1/2"	1	12
39		V 648 GKT	1/2"	2	24
40		V 688 CA	1/2"	2	30
41		V 689 GWC	1/2"	2	30
42		V 697 GKU	1/2"	1	12
43		V 699 GWC	1/2"	2	24






SUB KATEGORI : KRAN TEMBOK

NO	GAMBAR	DESKRIPSI	UKURAN	PCS/KOTAK	PCS/DUS
1		A 801 T	1/2" 3/4"	12 10	144 120
2		A 803 MH	1/2"	6	72
3		A 804 MH	1/2"	6	72
4		A 807 S	1/2"	10	120
5		A 809 SUS	1/2"	4	48
6		A 810 CA/T	1/2" 3/4"	5 5	75 75
7		A 812 CIS	1/2"	10	120
8		A 819 AU	1/2"	3	36
9		A 820 K	1/2"	12	96
10		A 821 K	1/2"	12	96
11		A 828 GWC	1/2"	6	72
12		A 830 GKU	1/2"	6	72
13		A 870 GKU	1/2"	6	72
14		A 900 LA	1/2"	6	120
15		A 901 BI	1/2"	6	120








NO	GAMBAR	DESKRIPSI	UKURAN	PCS/KOTAK	PCS/DUS
16			1/2"	12	144
			3/4"	10	120
17			1/2"	12	144
			3/4"	10	120
18			1/2"	12	144
19			1/2"	12	144
			3/4"	10	120
20		CLS 04 (GOLD)	1/2"	10	120
21		CLS 06	1/2"	10	120
22			1/2"	12	240
			3/4"	15	150
23		BCS	1/2"	12	240
24			1/2"	12	240
			3/4"	15	180
25			1/2"	12	240
			3/4"	10	120
26			1/2"	15	300
			3/4"	18	180
27			1/2"	10	100
			3/4"	10	100
28			1/2"	12	240
			3/4"	10	120
29		KUBM	1/2"	12	240
30		NBC	1/2"	10	120

SUB KATEGORI : KRAN WASTAFEL

NO	GAMBAR	DESKRIPSI	UKURAN	PCS/KOTAK	PCS/DUS
1		Y 316 FA	1/2"	5	60
2		Y 318 CA	1/2"	5	60
3		Y 319 CU	1/2"	5	75
4		Y 320 C	1/2"	3	45
5		Y 321 C	1/2"	5	60
6		Y 325 GWC	1/2"	3	36
7		Y 327 GKU	1/2"	2	24
8		Y 388 GKU	1/2"	1	18

NO	GAMBAR	DESKRIPSI	UKURAN	PCS/KOTAK	PCS/DUS
1	 BRASS	JF 03 TA	1/2"	14	280
2	 BRASS	JF 04 BA	1/2"	12	144
3		JF 05 GA	1/2"	12	144
4		JF 06 FA	1/2"	0	144
5	 BRASS	JF 07 CA	1/2"	12	120
6	 	JF 08 ST	1/2"	14	168
7	 BRASS	JF 09 LA	1/2"	8	160
8	 BRASS	JF 10 GA	1/2"	8	160
9	 BRASS	JF 11 BA	1/2"	8	160
10	 BRASS	JF 12 LO	1/2"	8	160
11	 BRASS	JF 13 TB	1/2"	8	160
12	 BRASS	JF 14 BB	1/2"	8	160
13		JF 23 GWC	1/2"	6	72
14	 BRASS	JF 30 GKU	1/2"	12	144
15	 BRASS	JF 31 GKU	1/2"	12	60



SUB KATEGORI : HAND SHOWER

NO	GAMBAR	DESKRIPSI	UKURAN	PCS/KOTAK	PCS/DUS
1		SW 01	1/2"	-	24
2		SW 02	1/2"	-	24
3		SW 05	1/2"	-	24
4	 	SO 230	1/2"	-	28
5		SO 232 PL	1/2"	-	36
6		SO 232 PB	1/2"	-	36
7		SO 232 PG	1/2"	-	36
8		SO 232 PP	1/2"	-	36
9		SO 232 PW	1/2"	-	36
10		SO 232 PN	1/2"	-	36
11		SO 244 PC	1/2"	-	36
12	 	SO 250	1/2"	-	28
13		SO 255 PW	1/2"	-	36
14		SO PREZ	1/2"	-	24
15		SO RS	1/2"	-	24
















SUB KATEGORI : HAND SHOWER

NO	GAMBAR	DESKRIPSI	UKURAN	PCS/KOTAK	PCS/DUS
16		SO SS	1/2"	-	24

SUB KATEGORI : WALL SHOWER

17		SW 06	1/2"	-	48
18		SW 07	1/2"	-	48

SUB KATEGORI : JET SHOWER


NO	GAMBAR	DESKRIPSI	UKURAN	PCS/KOTAK	PCS/DUS
1		S 39 BCS	1/2"	-	32
2		S 39 NCS	1/2"	-	32
3		S 39 WCS	1/2"	-	32
4		S 49 CCS	1/2"	-	32
5		S 75 BCS	1/2"	-	36
6		S 75 BJS	1/2"	-	36
7		S 75 GCS	1/2"	-	36
8		S 75 HCS	1/2"	-	36
9		S 75 HJS	1/2"	-	36
10		S 75 LCS	1/2"	-	36
11		S 75 MCS	1/2"	-	36
12		S 75 MJS	1/2"	-	36
13		S 75 NCS	1/2"	-	36
14		S 75 PCS	1/2"	-	36
15		S 75 SCS	1/2"	-	36

NO	GAMBAR	DESKRIPSI	UKURAN	PCS/KOTAK	PCS/DUS
16		S 75 TCS	1/2"	-	36
17	 	S 75 WCS	1/2"	-	36
18		S 75 ZCS	1/2"	-	36
19		S 75 CCS	1/2"	-	36
20	  	S 88 CCS	1/2"	-	36
21		S 90 CCS	1/2"	-	24
22		S 90 WCS	1/2"	-	24

SUB KATEGORI : KRAN CABANG

NO	GAMBAR	DESKRIPSI	UKURAN	PCS/KOTAK	PCS/DUS
1		A 803 CB	1/2"	4	48
2		K 406 CTG	1/2"	5	60
3		K 407 MH	1/2"	5	60
4		K 409 GWC	1/2"	3	36
5		K 410 GKU	1/2"	3	36

SUB KATEGORI : SHOWER MIXER

6		BATH - TUL	1/2"	1	12
7		K 306 CB	1/2"	2	20
8		K 404 CT	1/2"	2	24
9		K 404 SW	1/2"	1	12
10		K 405 GWC	1/2"	1	12
11		K 412 GKU	1/2"	1	8

SUB KATEGORI : SEALTAPE

NO	GAMBAR	DESKRIPSI	UKURAN	PCS/KOTAK	PCS/DUS
1		SEALTAPE 10M (ST 01)	1/2"	72	720
2		SEALTAPE 10M (ST 02)	1"	60	600

SUB KATEGORI : FILTER

3		WCF 01 INCLUDE 4 FITTING	-	40	400
4		SARINGAN TUSEN	1/2"	-	120
			3/4"	-	80
			1"	-	60
			1-1/4"	-	36
			1-1/2"	-	24
			2"	-	18
			2-1/2"	-	18
			3"	-	12
		4"	-	6	



SUB KATEGORI : PELAMPUNG

5		FLOATER (PELAMPUNG) STAINLESS	1-1/4"	-	4
			1-1/2"	-	4
			2"	-	2
			2-1/2"	-	1
			3"	-	1
6		FLOATER (PELAMPUNG)	1/2"	3	45
			3/4"	3	45
			1"	3	36

SUB KATEGORI : PELAMPUNG OTOMATIS

NO	GAMBAR	DESKRIPSI	UKURAN	PCS/KOTAK	PCS/DUS
7		STOP KRAN OTOMATIS VERTIKAL	1/2"	1	36
			3/4"	1	36
8		STOP KRAN OTOMATIS HORIZONTAL	1/2" 3/4"	1 1	36 36
9		WATER LEVEL CONTROL SWITCH	-	1	50

SUB KATEGORI : P-TRAP

10		PT - TUL	1/2"	1	36
11		PT 01 GKU	1/2"	1	12

SUB KATEGORI : HOSE







12		SAMBUNGAN KRAN FLEXIBLE	-	12	120*
13		HWF 1/2" x 1/2" (HOT WATER)HOSE	30 CM	15	120
			35 CM	15	120
			40 CM	15	120
			45 CM	15	120
			50 CM	15	120
			60 CM	15	120
14		FCHS (SHOWER HOSE)	100 CM	1	60
			120 CM	1	60
			130 CM	1	50
			140 CM	1	50
			150 CM	1	50
15		FLEXIBLE HOSE (F 1/2 x F 1/2)	25 CM	18	180
			30 CM	18	180
			35 CM	18	180
			40 CM	18	180
			45 CM	18	180
			50 CM	18	180

*ADA PERUBAHAN QTY KOTAK & DUS

SUB KATEGORI : SOAP DISPENSER












NO	GAMBAR	DESKRIPSI	UKURAN	PCS/KOTAK	PCS/DUS
1		OSDM 01 SOAP DISPENSER	-	1	30
2		OSD 01 SOAP DISPENSER	-	1	48

SUB KATEGORI : DRAINER







3		FLS 01	1-1/2"	10	120
4		FLS 02	2"	1	126
			3"	10	120
			4"	1	64
5		FLS 03	3"	8	96
6		FLS 04	2"	6	72
7		FLS 05 (SHORT)	1-1/2"	8	96
8		FLS 06	2"	8	48
9		FLS 07 (MEDIUM)	2"	8	48
10		FLS 08 (LONG)	2"	4	24
11		FLS 09	4" x 2"	-	24
12		FLS 10	4"	-	200
13		FLS 11	6"	24	96







SUB KATEGORI : DRAINER

NO	GAMBAR	DESKRIPSI	UKURAN	PCS/KOTAK	PCS/DUS
14		FLS 12 + FRAME	2"	1	72
15		FLS 13 (PVC)	2"	1	80
16		FLS 16	2"	12	120
			3"	12	96
			4"	8	48
17		FLS 21	-	1	24
18		ROOF DRAIN (RFS 01)	3"	-	24
19		ROOF DRAIN (RFS 02)	3"	-	24
20		FLOOR CLEAN OUT (FCO)	2"	20	100
			3"	10	60
			4"	10	40
			5"	-	18
			6"	-	15
21		KUNCI FCO	-	-	100

NO	GAMBAR	DESKRIPSI	UKURAN	PCS/KOTAK	PCS/DUS
1		MT M-TUL	5 MTR	12	120
2		MT 01	5 MTR	10	120
3		MT 02	3 MTR	10	120
4		MT 03	5 MTR	10	100
5		MT 12	5 MTR	10	100
6		MT 13	5 MTR	10	100
7		MT 20	5 MTR	10	100
8		MT 21	5 MTR	10	100
9		MT 22	7,5 MTR	6	36
10		MT 23 (GOLD)	5 MTR	6	60
11		MT 25	5 MTR	1	48

SUB KATEGORI : BRASS VALVE

NO	GAMBAR	DESKRIPSI	UKURAN	PCS/KOTAK	PCS/DUS
1		BALL VALVE	1/4"	12	96
			3/8"	12	84
			1/2"	14	84
			3/4"	10	60
			1"	8	48
			1-1/4"	8	32
			1-1/2"	6	24
			2"	4	16
			2-1/2"	2	8
2		BALL VALVE FILTER	1/2"	6	36
			3/4"	6	36
			1"	4	24
3		BALL VALVE (LONG NECK)	1/2"	6	36
			3/4"	6	36
4		BALL VALVE KOMPRESSOR	1/4"	50	400
5		BALL VALVE M x F	1/2"	12	144
			3/4"	10	120
			1"	8	72
			1-1/2"	4	24
6		BALL VALVE 3 WAY	1/4"	8	48
			3/8"	8	48
			1/2"	6	36
			3/4"	6	36
			1"	4	24
			2"	2	8

NO	GAMBAR	DESKRIPSI	UKURAN	PCS/KOTAK	PCS/DUS
7	 	CHECK VALVE	1/2"	10	100
			3/4"	6	60
			1"	5	40
			1-1/4"	5	20
			1-1/2"	5	20
			2"	3	9
			2-1/2"	2	6
			3"	1	4
8	 	GATE VALVE	1/2"	10	100
			3/4"	5	60
			1"	5	40
			1-1/4"	5	30
			1-1/2"	4	24
			2"	2	16
			2-1/2"	2	8
			3"	2	6
9	 	TUSEN KLEP	1/2"	10	120
			3/4"	15	120
			1"	15	90
			1-1/4"	6	36
			1-1/2"	8	24
			2"	6	36
	2-1/2"	1	18		
	3"	1	12		
	4"	1	6		

SUB KATEGORI : BRASS VALVE

NO	GAMBAR	DESKRIPSI	UKURAN	PCS/KOTAK	PCS/DUS
10		Y STRAINER	1/2"	10	60
			3/4"	8	40
			1"	6	24
			1-1/4"	4	16
			1-1/2"	2	8
			2"	2	6
			2-1/2"	1	4
			3"	1	3
4"	1	1			





SUB KATEGORI : BRASS FITTING

11		DOUBLE NIPPLE (BRASS)	1/4"	6	720
			3/8"	6	720
			1/2"	12	360
			3/4"	12	240
			1"	6	240
			1-1/4"	6	120
			1-1/2"	6	96
			2"	6	60
12		DOUBLE NIPPLE (CHROME)	1/4"	6	720
			3/8"	6	720
			1/2"	12	360
			3/4"	12	240
			1"	6	240
			1-1/4"	6	120
			1-1/2"	6	120
			2"	6	60

NO	GAMBAR	DESKRIPSI	UKURAN	PCS/KOTAK	PCS/DUS
13		EXTENSION PIECE (EPG)	1/2" x 10	180	1080
			1/2" x 15	120	720
			1/2" x 20	100	600
			1/2" x 30	80	480
14		EXTENSION PIECE (EPS)	1/2" x 10	180	1080
			1/2" x 15	120	720
			1/2" x 20	100	600
			1/2" x 30	80	480
15		HOSE COUPLER (CO)	1/2" x 3/8"	50	600
			1/2" x 1/2"	50	500
			1/2" x 5/8"	50	500
			3/4" x 3/8"	50	500
			3/4" x 1/2"	50	400
			3/4" x 5/8"	50	400
16		MUR UNION (HC)	1"	60	360
17		NOZZLE	1/2"	1	100
18		QC (QUICK COUPLER)	1"	8	96
19		SOCKET CHROME (BRASS)	1/2"	60	540
20		TEE KUNINGAN (W3)	1"	12	120
21		TEE KUNINGAN OTOMATIS (W4)	1"	20	120

SUB KATEGORI : BRASS FITTING

NO	GAMBAR	DESKRIPSI	UKURAN	PCS/KOTAK	PCS/DUS
22		TEE CHROME (BRASS)	1/2"	30	360
23		TEE CHROME M x F (BRASS)	1/2"	12	240
24		UHC (UNIVERSAL HOSE COUPLING)	1"	12	144
25		VERLOP RING (CV)	3/4" x 1/2"	100	400

NO	GAMBAR	DESKRIPSI	UKURAN	PCS/KOTAK	PCS/DUS
1		PVCBV WM	1/2"	1	120
			3/4"	1	96
			1"	1	32
2		PVCBV (POLOS)	1/2"	1	208
			3/4"	1	160
			1"	1	108
			1-1/4"	1	72
			1-1/2"	1	48
			2"	1	32
			2-1/2"	1	8
			3"	1	4
			4"	1	2
5"	1	2			
6"	1	1			
3		PVAG (DRAT)	1/2"	25	100
			3/4"	25	100
			1"	20	80
			1-1/4"	18	72
			1-1/2"	12	48
			2"	1	32
4		PVBG (POLOS)	1/2"	25	100
			3/4"	25	100
			1"	20	80
			1-1/4"	18	72
			1-1/2"	12	48
			2"	1	32

SUB KATEGORI : PVC VALVE

NO	GAMBAR	DESKRIPSI	UKURAN	PCS/KOTAK	PCS/DUS
5		WATER MOOR PVC	1/2"	80	320
			3/4"	49	196
			1"	42	126
			1 1/4"	16	64
			1 1/2"	12	48
			2	8	32

NO	GAMBAR	DESKRIPSI	UKURAN	PCS/KOTAK	PCS/DUS
1		PIPA PE-X (50 METER)	1/2"	50 M	-
			3/4"	50 M	-
			1"	50 M	-
2		GUNTING PIPA PE-X (PE-X CUTTER)	-	10	50

SUB KATEGORI : FITTING PIPA PEX

3		ELBOW (Knee)	16mm	12	120
			20mm	10	100
			25mm	6	60
4		FEMALE ELBOW (Knee Drat Dalam)	16mm x 1/2"	12	120
			20mm x 1/2"	10	100
			20mm x 3/4"	10	100
			25mm x 1"	6	60
5		MALE ELBOW (Knee Drat Luar)	16mm x 1/2"	12	120
			20mm x 3/4"	10	100
			25mm x 1"	6	60
6		REDUCING ELBOW (Knee)	20mm x 16mm	10	120
7		TEE	16mm	12	120
			20mm	10	100
			25mm	6	60
8		FEMALE TEE (Tee Drat Dalam)	16mm x 1/2"	12	120
			20mm x 3/4"	10	100
			25mm x 1"	8	72
9		MALE TEE (Tee Drat Luar)	16mm x 1/2"	12	120
			20mm x 3/4"	10	100
			25mm x 1"	6	60

SUB KATEGORI : FITTING PIPA PEX

NO	GAMBAR	DESKRIPSI	UKURAN	PCS/KOTAK	PCS/DUS
10		REDUCING TEE	20 mm x 1/2" x 20 mm	12	120
11		STRAIGHT (Socket)	16mm	12	120
			20mm	10	100
			25mm	6	60
12		FEMALE STRAIGHT (Socket Drat Dalam)	16mm x 1/2"	12	120
			20mm x 1/2"	12	120
			20mm x 3/4"	10	100
13		MALE STRAIGHT (Socket Drat Luar)	25mm x 1"	6	60
			16mm x 1/2"	12	120
			16mm x 3/4"	10	120
14		REDUCING STRAIGHT (Socket)	20mm x 1/2"	10	100
			20 mm x 3/4"	10	100
			25 mm x 1"	6	60
14		REDUCING STRAIGHT (Socket)	20mm x 16mm	10	100
			25mm x 16mm	10	100
			25mm x 20mm	10	100

SUB KATEGORI : WATER METER

NO	GAMBAR	DESKRIPSI	UKURAN	PCS/KOTAK	PCS/DUS
1		WATER METER BRASS ONDA	1/2"	1	10
			3/4"	1	10
			1"	1	5
2		WATER METER PLASTIC (NANO)	1/2"	1	10
3		WATER METER FLANGE	2-1/2"	-	1
			3"	-	1
			4"	-	1
			6"	-	1
			8"	-	1
			10"	-	1
			12"	-	1

SUB KATEGORI : PDAM VALVE

4		ALGP (MAGNETIC)	1/2" x 1/2"	10	100
5		ALGP	1/2" x 1/2"	5	50
6		ALPE	1/2" x 1/2"	5	50
			1/2" x 3/4"	5	50
7		ALPE (MAGNETIC)	1/2" x 1/2"	6	60
			1/2" x 3/4"	6	60
			3/4" x 3/4"	6	60
8		BALL VALVE (MAGNETIC)	1/2"	12	72

SUB KATEGORI : PDAM VALVE

NO	GAMBAR	DESKRIPSI	UKURAN	PCS/KOTAK	PCS/DUS
9		BWC	1/2" X 3/4"	1	100
10		FERULLE CUTTER	1/2"	10	100
			3/4"	10	100
11		GLOBE VALVE (MAGNETIC)	1/2" X 1/2"	5	50
12		KEY LOCKABLE SPRING	-	-	-
13		LGPF	1" X 1"	8	48
			1-1/4" X 1-1/4"	6	24
			1-1/2" X 1-1/2"	4	16
14		LGPM	1/2" X 1/2"	5	80
			1/2" X 3/4"	5	80
			3/4" X 3/4"	4	64
			1/2" X 1"	5	50
15		LPE	1/2" X 3/4"	5	80
16		LPE (MAGNETIC)	1/2" X 3/4"	5	80
			1" X 1"	4	60
17		PLUG KRAN ONDA MINI	1/2"	15	150
18		PLUG KRAN ONDA STANDARD	1/2"	12	120
			3/4"	10	60
19		WATER GAUGE	1/2"	4 Set	40 Set

NO	GAMBAR	DESKRIPSI	UKURAN	PCS/KOTAK	PCS/DUS
1		ALPE PERRUNO (MAGNETIC)	1/2" X 1/2"	12	60
2		BALL VALVE PERRUNO (MAGNETIC)	1/2"	12	72
3		PLUG KRAN PERRUNO STANDARD	1/2"	10	100
4		BALL VALVE PERRUNO	1/2"	14	84
			3/4"	12	72
			1"	10	60
			1-1/4"	8	32
			1-1/2"	6	24
5		CHECK VALVE PERRUNO	2"	4	16
			1/2"	12	120
			3/4"	8	80
			1"	6	48
			1-1/4"	5	20
6		FILTER TUSEN PERRUNO	1-1/2"	5	20
			2"	3	9
			1/2"	10	120
			3/4"	10	80
			1"	12	60
			1-1/4"	6	36
			1-1/2"	8	24
			2"	6	36

SUB KATEGORI : PERRUNO

NO	GAMBAR	DESKRIPSI	UKURAN	PCS/KOTAK	PCS/DUS
7		GATE VALVE PERRUNO	1/2"	12	120
			3/4"	6	72
			1"	6	48
			1-1/4"	5	30
			1-1/2"	4	24
			2"	2	16
			2-1/2"	2	8
			3"	2	6
8		TUSEN KLEP PERRUNO	1/2"	14	168
			3/4"	12	96
			1"	8	80
			1-1/4"	6	36
			1-1/2"	8	24
			2"	2	36
			2-1/2"	2	8
			3"	2	6

ONDA

SANITARY | PLUMBING

KREASI ONDA KUNING HIGHLIGHTS 2020



NANTIKAN KESERUAN
KREASI ONDA KUNING
SELANJUTNYA DI  **TikTok**
@onda.indonesia


ONDA®

SANITARY | PLUMBING

**AYO FOLLOW &
DAPATKAN UPDATE
TERBARU DARI KAMI**

 [onda.indonesia](https://www.instagram.com/onda.indonesia)

 [ONDA Indonesia](https://www.facebook.com/ONDAIndonesia)

 [onda.indonesia](https://www.tiktok.com/@onda.indonesia)



ONDA[®]
SANITARY | PLUMBING



SCAN DAN DAPATKAN
HADIAHNYA