

Anderson Greenwood Instrumentation Manifolds - Five Valve

Rack or panel-mounted 5 valve manifold to ASME B31.1 or B31.3 which meets MSS SP-105 for pressures to 6000 psig (414 barg), Class 2500

General Application

The DPM is a five-valve power/vent pattern manifold for rack or pipe-stand mounting to a differential pressure transmitter that enables instrument operation, isolation, zeroing, calibration and venting in a single unit suitable for liquid, steam or vapor service.

TECHNICAL DATA

Materials

316 SS

Seats:

Metal

Connections: Pipe x pipe

Instrument: 1/4" NPT

Process: 3/8", 1/2" NPT, pipe or tube


Pressure (max):

6000 psig (414 barg)

Temperature range (min/max):

-70°C to 1000°F

(-57°C to 538°C)



Features

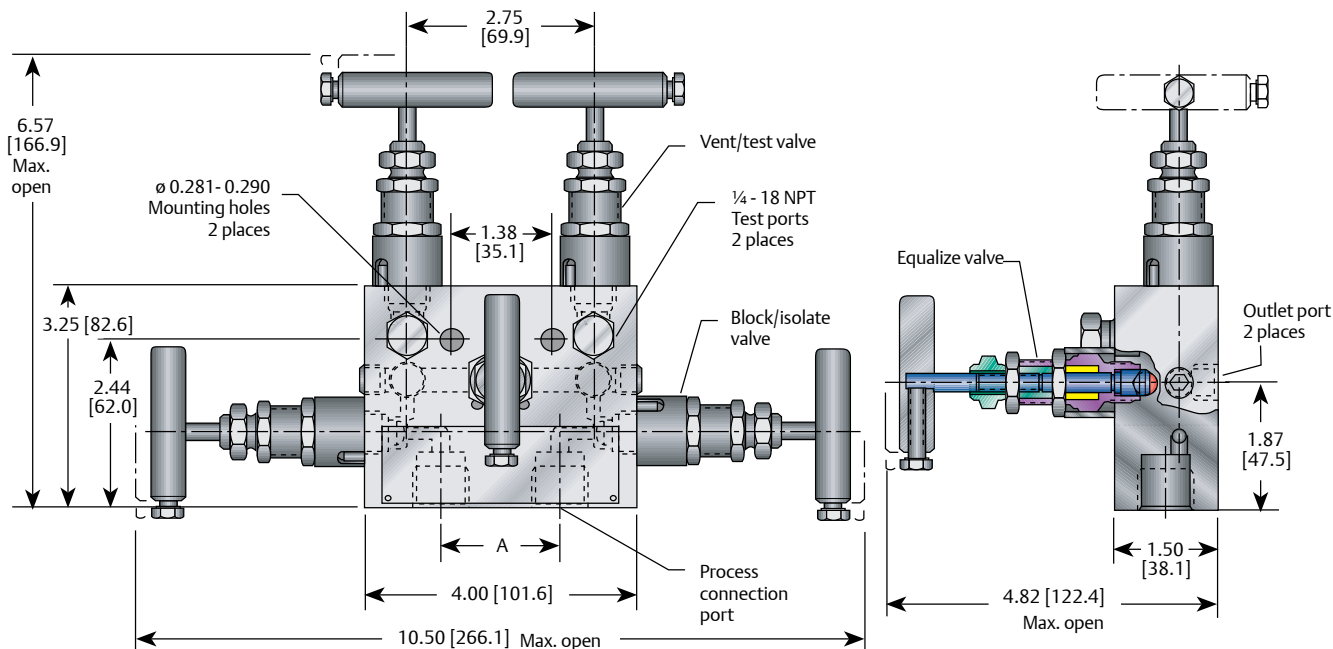
- Remote mounting compact design requires minimum space for operation and installation with fewer potential leak points.
- Two block valves, one equalizer valve and two vent/test valves in a compact unit.
- Cost savings when manifolding the valves by eliminating several parts used in conventional methods of 'piping up'.
- Free-swivelling ball end stem ensures perfect alignment, providing repetitive bubble-tight shutoff and long life.
- PTFE or graphite packing below stem threads prevents lubricant washout and thread corrosion.
- Back seat stem prevents blowout or accidental removal.
- Threaded 1/4" NPT vent ports allow vent to be piped away safely. Supplied plugged as standard.
- Standard pipe bracket bolts directly to the manifold providing a rigid support for the transmitter. Instrument can be removed easily for service or repair.

DPM SERIES

Anderson Greenwood Instrumentation Manifolds - Five Valve

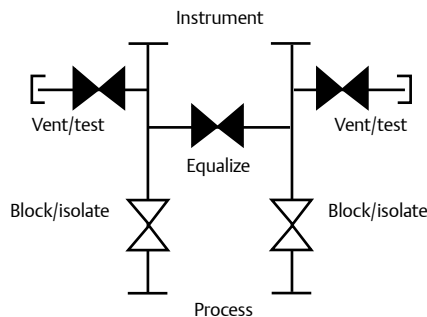
DPM Dimensions

Dimensions, inches (mm)



Dimensions, inches [mm]

Process connections	A
1/2-inch NPT	1.75 [44.4]
3/8-inch NPT	1.90 [48.3]
1/2-inch AGCO tube	
1/2-inch pipe S.W.	2.12 [53.8]
3/8-inch tube S.W.	
1/2-inch tube S.W.	
3/8-inch tube stub	
1/2-inch tube stub	



Bonnet Assemblies

The metal-seated bonnet assemblies have rotating stems with free swivel ball-type seats for long service life. The specially hardened ball seat is ideal for gas, steam and liquid service.

All stem threads are rolled and lubricated to prevent galling and reduce operating torque. All bonnets are assembled with a bonnet locking pin to prevent accidental removal while in service.

The DPM's high-temperature bonnet assemblies use stems and bonnets incorporating adjustable graphite rings and back-up pressure rings to ensure a leak-free stem seal and are fitted with larger size T-bar handles.

Standard Materials

Valve ¹⁾	Body	Bonnet	Stem	Ball seat	Packing
316 SS	A479-316	A479-316	A276-316	316	Graphite

NOTE

1. Approximate valve weight: 6.5 lb [2.9 kg]. 0.187-inch [4.8 mm] diameter orifice. Valve Cv 0.52 maximum.



Anderson Greenwood Instrumentation Manifolds - Five Valve

Pressure vs. Temperature

Pressure and Temperature Ratings

Valve	Ratings
316 SS	6000 psig at 100°F [414 barg at 38°C] 3030 psig at 1000°F [209 barg at 538°C]

Selection Guide - Power Industry Applications^[4]

DPMHP	S	-4 -2	-XP
BASIC SERIES	BODY MATERIAL	CONNECTIONS (PROCESS X INSTRUMENT X VENT)	
DPMHP	S SS, A479-316	3 - 2	3/8-inch FNPT x 1/4-inch FNPT x 1/4-inch FNPT
		4 - 2	1/2-inch FNPT x 1/4-inch FNPT x 1/4-inch FNPT
		4B2	1/2-inch pipe S.W. x 1/4-inch FNPT x 1/4-inch FNPT
		4TB2	1/2-inch tube S.W. x 1/4-inch FNPT x 1/4-inch FNPT ^[3]
		3TC2	3/8-inch tube stub x 1/4-inch FNPT x 1/4-inch FNPT ^[1]
		4TC2	1/2-inch tube stub x 1/4-inch FNPT x 1/4-inch FNPT ^[2]
		4AT2	1/2-inch AGCO tube x 1/4-inch FNPT x 1/4-inch FNPT
		3TB2	3/8-inch tube S.W. x 1/4-inch FNPT x 1/4-inch FNPT

NOTES

1. AT = single ferrule SS fitting for 1/2-inch tubing. ATD = double ferrule SS fitting for 1/2-inch tubing.
2. Tube stubs are 6-inch long x 0.065-inch wall.
3. Tube stubs are 6-inch long x 0.095-inch wall.
4. All manifolds come standard with Graphite packing, integral seats, bonnet locks, and are subjected to hydrostatic testing for B31.1 applications.