

 FULL LIFT SAFETY VALVE zARMAK



Body material	Nominal pressure	Nominal diameter	Max. temperature	Ex. index
V Brass	D 25 bar	DN 10-25	120°C	782

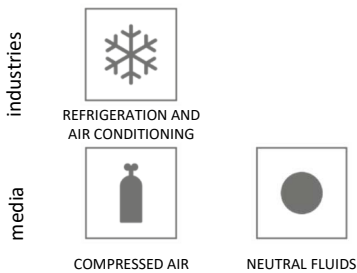
CE 1433

FEATURES

- valves made according to PN EN ISO 4126-1
- high tightness

APPLICATION *

* not all of the applications are suitable for all of the executions

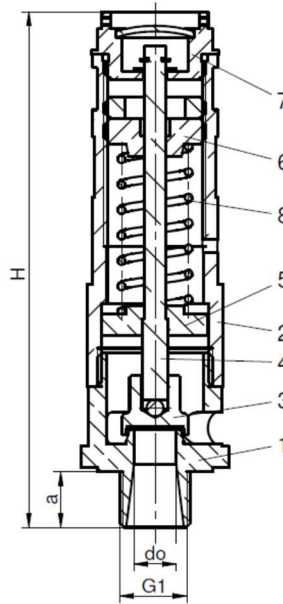


Data given can be changed without notice.

Edition 01/2018

FIG.782

MATERIALS, DIMENSIONS



	Body material	V
	Type	standard
		01-1
1	Nozzle	CuZn40Pb2 2.402
2	Cap	CuZn40Pb2 2.402
3	Disc	CuZn40Pb2 / EPDM 2.402
4	Spindle	CuZn40Pb2 2.402
5	Spring plate	CuZn40Pb2 2.402
6	Adjusting screw plug	CuZn40Pb2 2.402
7	Upper screw plug	CuZn40Pb2 2.402
8	Spring	SL, SM, SH DM, DH
Temperature range		-10...120°C

Data given can be changed without notice.

Edition 01/2018

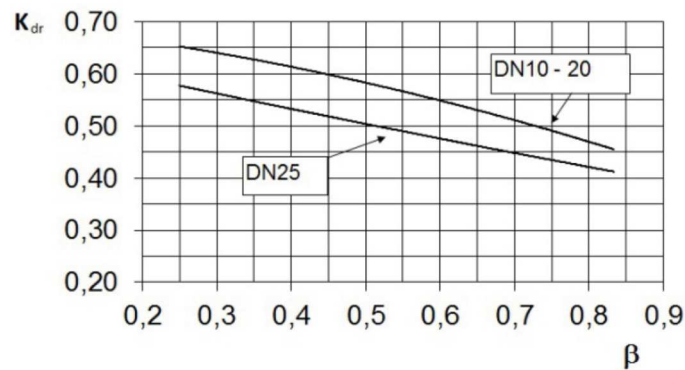
FIG.782

Body material		Type	V			
DN	10		15	20	25	
d _o (mm)		10	12	16	20	
A (mm ²)		78,5	113	201	314	
a (mm)		13	13	15	17	
G ₁ (cal)		¾	½	¾	1	
H (mm)		120	120	122	128	
Pressure of the beginning of the opening (bar)	min	1,1		0,7		
	max	25	22	20	16	
Weight (kg)		0,415	0,415	0,435	0,460	

FLOW RATES

Media	Ranges	DN			
		10	15	20	25
Body material: V Standard type: 01-1 Nominal pressure: PN25					
G	b ₁ = 0,1 bar for p ≤ 1 bar b ₁ = 10% for p > 1 bar	0,65			0,57

The given values concern $\beta < 0,25$. For the values $\beta \geq 0,25$ the discharge coefficient should be read from the following graph.



Data given can be changed without notice.

Edition 01/2018

CAPACITY TABLE FOR AIR

Standard type: 01-1										
DNxDN PN25	10	15	20	25	DNxDN PN25	10x15	15x15	20x20	25x25	
A - flight computational area [mm ²]	78,5	113	201	314	A - flight computational area [mm ²]	78,5	113	201	314	
Pressure of the beginning of the opening bar(g)	Air 20°C [kg/h]				Pressure of the beginning of the opening bar(g)	Air 20°C [kg/h]				
0,7				169	230	6,5	353	509	905	1240
0,75				177	237	7	377	543	966	1323
0,8				185	248	7,5	401	577	1027	1407
0,9				198	267	8	425	612	1088	1491
1				212	286	9	473	680	1210	1658
1,1	88,5	127	227	307	10	520	749	1332	1825	
1,2	92,9	134	238	322	11	568	818	1455	1993	
1,3	98,9	142	253	344	12	616	886	1577	2160	
1,4	105	151	269	366	13	663	955	1699	2327	
1,5	110	158	281	382	14	711	1024	1821	2495	
1,6	116	167	297	405	15	759	1092	1943	2662	
1,7	121	174	309	421	16	807	1161	2065	2829	
1,8	125	180	321	437	18	902	1298	2310		
1,9	130	187	333	462	19	950	1367	2432		
2	135	194	344	478	20	997	1436	2554		
2,2	146	210	374	520	22	1093	1537			
2,4	155	224	398	554	25	1236				
2,6	165	237	422	587						
2,8	174	251	446	621						
3	186	268	477	654						
3,5	210	303	539	738						
4	234	337	600	821						
4,5	258	371	661	905						
5	282	406	722	989						
5,5	306	440	783	1 072						
6	330	474	844	1 156						

Capacity calculated at overpressure $b_1 = 0,1$ bar or $b_1 = 10\%$

Data given can be changed without notice.

Edition 01/2018

ZETKAMA Sp. z o.o.
Ul. 3 Maja 12
PL 57-410 Ścinawka Średnia

Tel. +48 74 8652 193
Tel. +48 74 8652 111
Fax +48 74 8652 199

E-mail export@zetskama.com.pl
www.zetskama.com

NOTES

The valve should be mounted in vertical position.

TYPE

Figure	Body material	Nominal diameter	Nominal pressure	Type
782	V Brass CuZn40Pb2	10-25 mm	D 25 bar	01-1 standard type for gases and steam, sealing disc EPDM

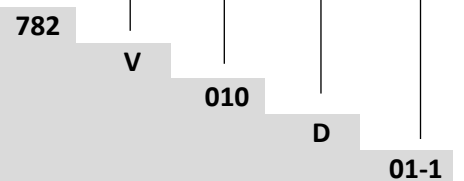
ORDERING

Figure	Body material	Nominal diameter	Nominal pressure	Type
782	V Brass CuZn40Pb2	010 mm	D 25 bar	01-1 standard type for gases and steam, sealing disc EPDM

Order example acc. index

782 V 010 D 01-1

Full lift safety valve, threaded ends , angle form
 Brass CuZn40Pb2
 Nominal diameter (mm)
 Nominal pressure PN 25
 Standard type for gases and steam, sealing disc EPDM



Data given can be changed without notice.

Edition 01/2018