

# Micro-solenoid valve(3/2 way)

## CPV10 Series — Manifold



### Specification

Model	CPV10MJ□□2F	CPV10MJ□□3F	.....	CPV10MJ□□20F
Fluid	Air(to be filtered by 40 μ m filter element)			
Temperature	-20~70℃			
Port size	P/R: M5 A: Φ3.2 / Φ4(Push in fittings)			
Applicable valves	CPV10 series micro-solenoid valve			

### Product feature

1. Integrated installation saves space and reduces additional accessories.
2. Centralized air intake, exhaust, and wiring for quick air circuit checking.
3. Fixible combination and expandability for various applications. Blank plates are optional.

### Ordering code

#### Ordering code of manifold

##### CPV10M J03 – 20F

① Model	② Port size	③ Number of stations
CPV10M: CPV10 series Manifold	J03: Φ3.2 J04: Φ4	2F: 2 stations 4F: 4 stations 6F: 6 stations ..... 20F: 20 stations

#### Ordering code of blank plate

##### P-CPV10M-R2

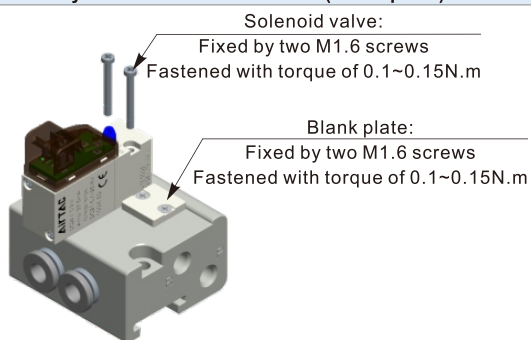
① Model	② Code
CPV10M: CPV10 series Manifold	R2: Blank plate for manifold

[Note] Blank plate kits contains blank plate, gasket and screws.



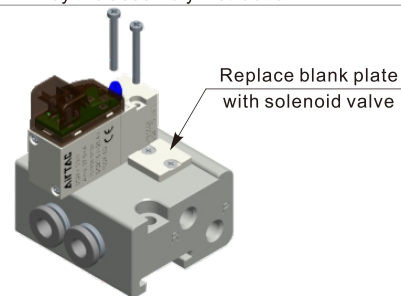
### Installation and Application

#### Assembly of micro-solenoid valve (blank plate) and manifold



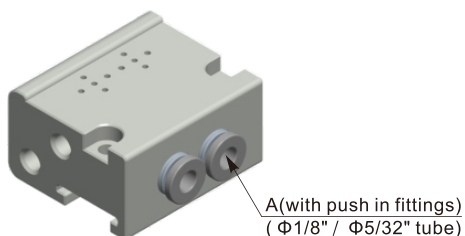
#### Expansion of micro-solenoid valve

Remove blank plate and install solenoid valve by the assembly instruction.



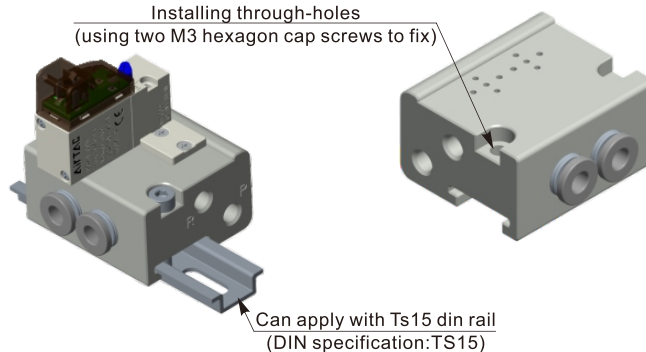
#### A port tubing

A port is at the side of manifold, port size is "Φ3.2 / Φ4"



#### Manifold mounting

Installing through-holes  
(using two M3 hexagon cap screws to fix)

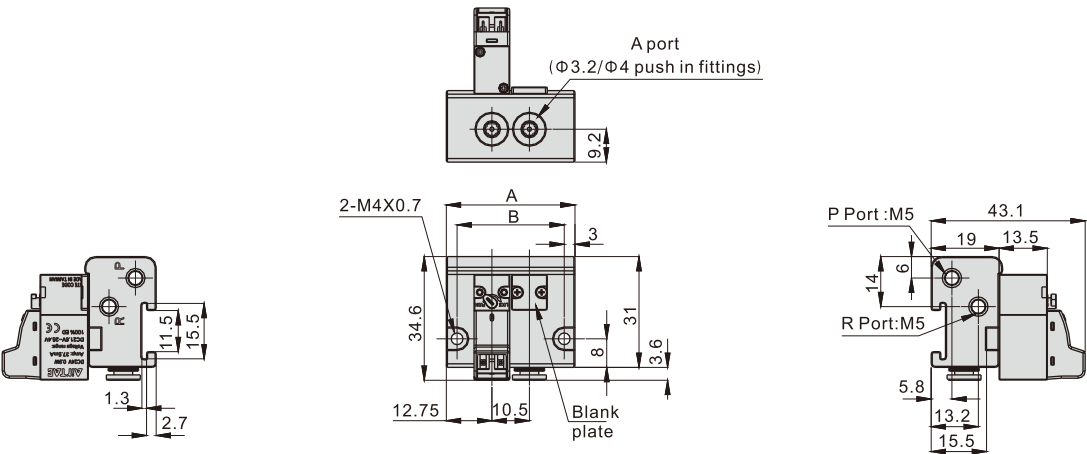


# Micro-solenoid valve(3/2 way)



CPV10 Series —— Manifold

## Dimensions



Item\Number of stations	2F	3F	4F	5F	6F	7F	8F	9F	10F	11F	12F	13F	14F	15F	16F	17F	18F	19F	20F
A	36	46.5	57	67.5	78	88.5	99	109.5	120	130.5	141	151.5	162	172.5	183	193.5	204	214.5	225
B	30	40.5	51	61.5	72	82.5	93	103.5	114	124.5	135	145.5	156	166.5	177	187.5	198	208.5	219