


# Steam Auxiliary Products

Model: PR3G

## PRESSURE REGULATING VALVES

The PR3G is a hard seated pressure reducing and regulating valve suitable for steam applications with supply pressures up to 300 psig (20,7 bar). The PR3G offers exceptional performance, easy in-line maintenance, and heavy duty construction for reliable, long-term operation.

- **Bottom entry cage trim** – allows trim to be threaded out for quick inspection and maintenance
- **Downstream sensing port** – located to reduced droop and increase accuracy and rangeability
- **Larger diaphragm area** – for improved sensitivity and reduced droop or proportional band
- **Versatile application** – sizes from 1/2" through 2" (DN15 through DN50) with ranges available for reduced pressure setpoints from 5 psi to 200 psi (0,34 to 13,8 bar)
- **High capacities** – optimized orifice and body passage sizing leads to high flow capacities



## ORDERING SCHEMATIC

MODEL				4	5	6	7
P	R	3	G				

4	MATERIAL
D	Ductile Iron
C	Carbon Steel (WCB)
S	Stainless Steel


5	SIZE
2	1/2"
3	3/4"
4	1"
6	1-1/2"
7	2"

6	CV/SELECTION	
Size	F	R
1/2"	2.9	1.6
3/4"	7	4.4
1"	7.7	5.6
1-1/2"	16.5	7.7
2"	19	13.5

Valves available with Full (F) or Reduced (R) in each size, seat configuration is 316 SST seat with 17-4 PH hardened Stainless Steel plug. ANSI Class IV shutoff

7	RANGE		
Size	L	M	H
1/2"	10-55	50-160	150-200
3/4"	15-45	60-105	130-180
1"	5-20	35-70	95-140
1-1/2"	10-25	20-65	90-160
2"	10-25	20-65	90-160

Additional springs may be available - consult factory



**BESTOBELLSTEAM**  
 A Division of  
 Richards Industries  
 3170 Wasson Road  
 Cincinnati, OH 45209

BEP-Bestobell / Bestobell-Aquatronix  
 2880 Argentia Road, Unit 3  
 Mississauga, ON, L5N 7X8  
 Tel. 905-826-1953 / Fax 905-826-1778  
[www.bestobell.com](http://www.bestobell.com)

### PRESSURE REGULATING VALVE

#### **SPECIFICATIONS**

Sizes: 1/2" (DN15), 3/4" (DN20), 1" (DN25), 1-1/2" (DN40), 2" (DN50)

End Connections:

- Threaded NPT (1/2" - 2"/DN15 - DN50)

Maximum Inlet Pressure: 300 psi (20,7 bar)

Maximum Outlet Pressure: 200 psi (13,8 bar)

Temperature Range: -15°F to +550°F (-26°C to +288°C)

Reduced Pressure Setpoint Ranges (PSI):

- 1/2": 10-55; 50-160; 150-200
- 3/4" to 1": 15-45; 60-105; 130-180
- 1": 5-20; 35-70; 95-140
- 1-1/2" to 2": 10-25; 20-65; 90-160

Service: Steam

#### **MATERIALS**

Body: Ductile Iron, Carbon Steel, Stainless Steel

Seat/Plug: 316/17-4 PH

Bottom Cap: SST

Spring Housing: Cast Iron

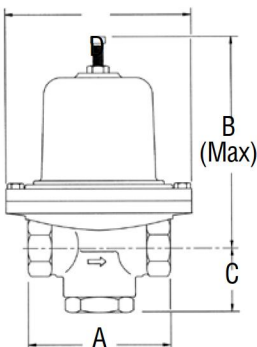
Diaphragm: Stainless Steel

Cv (Kv) Ratings:

Size (DN)	Cv (Kv)
1/2" (DN15)	1.6 (1,4); 2.9 (2,5)
3/4" (DN20)	4.4 (3,8); 7.0 (6,0)
1" (DN25)	5.6 (4,8); 7.7 (6,6)
1-1/2" (DN40)	7.7 (6,6); 16.5 (14,2)
2" (DN50)	13.5 (11,6); 19.0 (16,3)

Recover Factor (F<sub>r</sub>): 0.9

#### **DIMENSIONS**



Size	A (mm)	B (mm)	C (mm)	D (mm)	Wt. (kg)
1/2"	5.0 (127)	7.6 (192)	2.6 (65)	5.0 (127)	11 (5)
	3/4"-1"	5.0 (127)	9.4 (238)	2.63 (67)	6.9 (175)
1-1/2"-2"		7.5 (191)	16.8 (426)	3.9 (99)	9.4 (238)

#### **CAPACITY CHARTS: MAXIMUM SATURATED STEAM FLOW IN POUNDS PER HOUR**

P1	P2	Cv Value								
		2.2	2.6	2.9	7.0	7.7	15.5	16.5	19	
5	3	41	48	54	131	144	291	309	356	
	8	46	54	61	147	162	327	348	401	
10	5	68	81	90	218	240	483	514	592	
	3	77	91	101	246	170	544	580	667	
15	12	61	72	80	195	214	432	460	529	
	8	86	102	114	276	303	611	650	749	
	3	102	120	134	325	357	720	756	882	
25	20	89	105	117	248	313	530	571	772	
	15	117	139	155	374	411	829	882	1016	
	10	133	157	175	423	466	938	999	1150	
	3	142	168	188	454	500	1006	1071	1233	
50	40	156	185	206	498	547	1103	1174	1352	
	30	201	238	266	642	706	1422	1514	1743	
	20	223	263	294	710	781	1573	1675	1929	
	10	230	272	303	732	806	1622	1727	1989	
	8	230*	272*	303*	733*	806*	1624*	1728*	1990*	
75	70	136	161	179	434	477	961	1023	1178	
	50	268	317	353	853	939	1890	2012	2317	
	40	295	349	389	941	1035	2083	2218	2554	
	25	314	371	414	1000	1101	2216	2359	2716	
	15	316*	374*	417*	1007*	1108*	2230*	2374*	2734*	
100	90	212	251	280	677	745	1500	1597	1839	
	75	312	369	411	993	1093	2200	2342	2697	
	60	364	430	480	1159	1275	2566	2732	3146	
	40	395	467	521	1259	1385	2789	2969	3419	
	25	400*	473*	528*	1275*	1402*	2824*	3006*	3461*	
125	100	351	414	462	1117	1228	2473	2633	3032	
	80	431	510	569	1373	1511	3042	3238	3729	
	60	471	557	621	1500	1651	3323	3537	4073	
	50	481	568	634	1531	1684	3391	3610	4157	
	35	485*	574*	640*	1546*	1700*	3423*	3644*	4196*	
150	125	385	455	508	1227	1350	2718	2893	3332	
	100	498	588	656	1584	1743	3509	3736	4302	
	90	524	620	691	1670	1837	3697	3936	4532	
	75	551	652	727	1756	1931	3888	4139	4766	
	45	570*	674*	752*	1815*	1997*	4021*	4280*	4929*	
175	150	417	493	550	1328	1491	2942	3132	3606	
	125	546	645	720	1738	1912	3850	4098	4719	
	100	615	727	810	1957	2153	4334	4614	5313	
	75	647	765	854	2061	2267	4565	4859	5596	
	55	655*	774*	864*	2085*	2294*	4618*	4915*	5660*	
200	180	404	478	533	1288	1417	2852	3036	3497	
	150	589	697	777	1877	2064	4156	4424	5095	
	125	674	793	884	2135	2349	4729	5034	5796	
	100	715	845	943	2277	2505	5043	5368	6181	
	65	735*	869*	969*	2430*	2574*	5182*	5517*	6353*	
250	200	670	792	883	2133	2346	4724	5028	5790	
	150	841	994	1109	2678	2946	5931	6313	7270	
	125	881	1042	1162	2805	3086	6212	6612	7614	
	100	900	1064	1187	2865	3152	6345	6755	7778	
	80	904*	1068*	1191*	2876*	3164*	6369*	6780*	7808*	
300	200	954	1126	1256	3032	3335	6714	7147	8230	
	150	1047	1238	1381	3334	3667	7382	7589	9049	
	125	1067	1261	1407	3396	3735	7520	8005	9218	
	100	1072*	1267*	1414*	3413*	3755*	7558*	8046*	9265*	

Notes:

- P1 = inlet pressure; P2 = desired outlet pressure
- Sizing per ANSI/ISA S75.01, 1977 and S75.02, 1981
- Figures with asterisk (\*) represent choked flow conditions. Further decreases in outlet pressure will not result in a flow rate increase

1 year parts & labor warranty available - consult factory for details

**BESTOBELL**  
**AQUATRONIX**  
SINCE DEPUIS 1953

**Head Office**  
2880 Argentinia Road, Unit 3  
Mississauga, ON L5N 7X8  
salesdesk@bestobell.com  
1-800-668-3979  
www.bestobell.com

**Montréal Office**  
970 Montée de Liesse, #204  
St-Laurent, QC H4T 1W7  
ventes@bestobell.com  
1-877-331-1225

**Atlantic Office**  
166 North Side Road  
Riverport, NS B0J 2W0  
dmossman@bestobell.com  
902-529-0355

*Since 1953, Quality Products to Sense, Measure & Control*  
*Depuis 1953, Produits De Qualités Pour Détecter, Mesurer & Contrôler*