



## KEYSTONE BUTTERFLY VALVES

FIGURE 129/239

Heavy duty lugged/wafer valve with steel reinforced cartridge design seat



### GENERAL APPLICATION

With its metal-reinforced resilient seat, makes it ideally suited for most process and vacuum applications.

- Liquids
- Gases
- Bulk handling

### TECHNICAL DATA

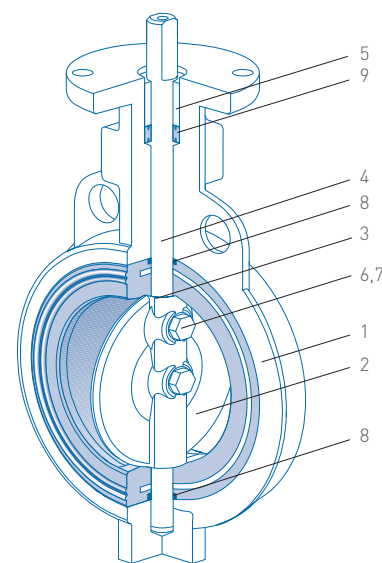
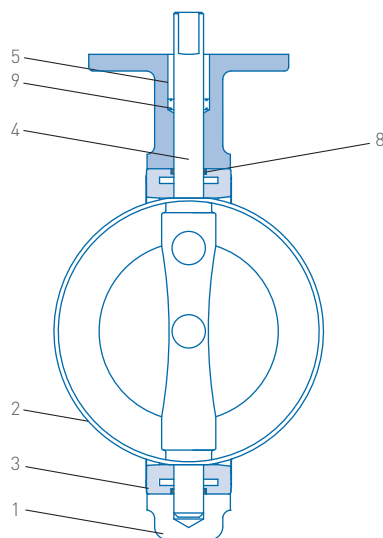
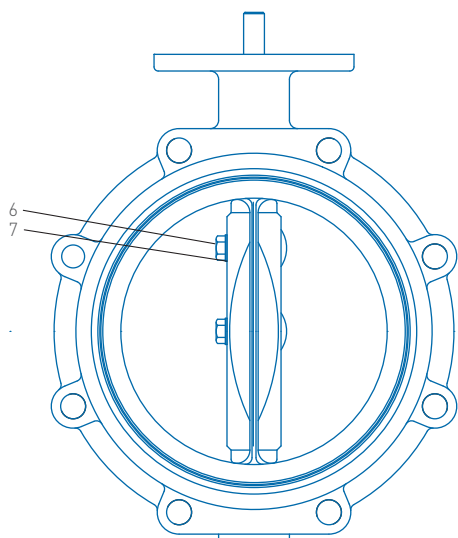
Size range:	DN 50 - 500
Pressure rating:	Full vacuum to 1400 kPa
Temperature range:	Minus 40°C to 120°C. EPDM seat Minus 18°C to 100°C. Buna N seat
Standard flange: drilling	ASME class 150 and AS. Table E

### FEATURES

- Replaceable, metal-reinforced seat, completely encapsulated by rubber, isolates the stem and body from the media and eliminates seat distortion due to high vacuum or turbulence.
- Primary stem seal, formed by preloaded contact of disc hub with flatted seat surfaces, completely isolates stem and body from the line media.
- Secondary stem seal, formed by an engineered interference fit of the stem through the seat, provides additional sealing integrity.
- Rounded, polished disc edge provides full 360 degree concentric seating, minimum flow restriction, lower seating and unseating torques and maximum seat life.
- Superior, one-piece thru-shaft design provides high-strength and positive disc control. Shaft ends are standardized for operator interchangeability.
- Self-locking disc screws allow quick and easy disassembly and provide a positive connection.
- Self-adjusting, bi-directional stem seal is suitable for full industrial vacuum and pressure, preventing external contamination of the stem area.
- Heavy-duty, corrosion-resistant top bushing absorbs actuator side thrust loads.
- Each valve is factory tested to 110 percent of specified pressure rating assures drop-tight shut-off.
- Cast-in top plate is an integral part of the body and is standardized to allow direct mounting of all Keystone actuators.

# KEYSTONE BUTTERFLY VALVES

FIGURE 129/239



**NOTE**

Figure 129 lugged butterfly valve shown

**NOTE**

Figure 239 wafer butterfly valve shown

**PARTS LIST**

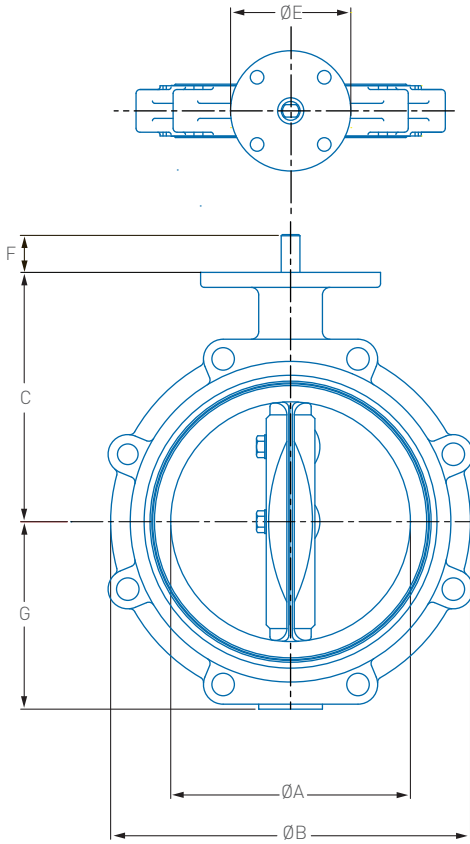
No.	Description	Material
1	Body	Cast iron
2	Disc	Air hardened S.G. iron
3	Seat	SBR elastomer
4	Shaft	17.4 P.H. S/S
5	Shaft bush	Delrin
6	Disc screw	316 S/S
7	Disc screw O-ring	Nitrile
8	Shaft O-ring	Nitrile
9	Shaft seal	Nitrile

**OPTIONS**

- F89U Hard anodized aluminium pneumatic actuator, double acting or spring return.
- F79S Stainless steel pneumatic actuator, double acting or spring return.
- F79B Ductile iron pneumatic actuator, double acting or spring return.
- Icon 2000 Electric actuators.
- F427 Manual gear operators.
- F793 Positioners.
- F792 Switch boxes.
- F791 Solenoid valves.

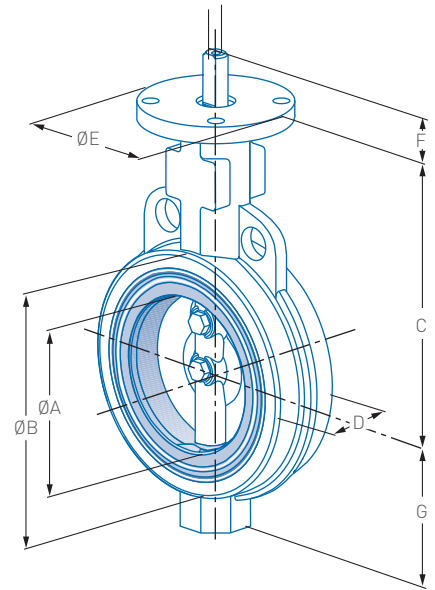
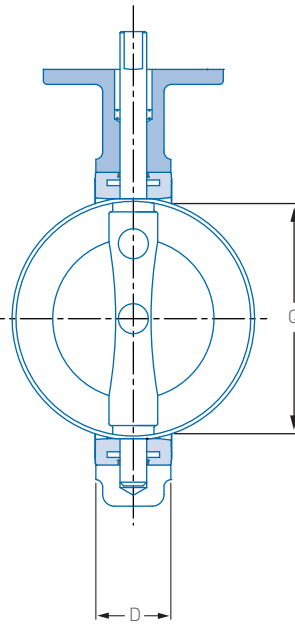
# KEYSTONE BUTTERFLY VALVES

FIGURE 129/239



**NOTE**

Figure 129 lug butterfly valve shown



**NOTE**

Figure 239 wafer butterfly valve shown

**DIMENSIONS (mm)**

Valve size DN	Stem conn. code	ØA	ØB	C	D	ØE	F	G	Q	Shaft dia	Stem conn.	Key	Top plate data			Mass (kg)
										inches	dia. x A.F. inches	inches	PCD.	No. holes	Hole dia.	
50	BAB	51	105	100	41	102	32	65	37	1/16	1/16 x 3/8	-	83	4	11	4
65	BAB	64	124	114	44	102	32	72	52	1/16	1/16 x 3/8	-	83	4	11	4
80	BAB	76	137	124	44	102	32	81	68	1/16	1/16 x 3/8	-	83	4	11	5
100	BAC	102	175	152	51	102	32	111	95	5/8	5/8 x 7/16	-	83	4	11	8
125	BAC	127	197	152	54	102	32	127	121	5/8	5/8 x 7/16	-	83	4	11	10
150	BAD	152	222	165	54	102	32	143	151	3/4	3/4 x 1/2	-	83	4	11	11
200	CAE	203	279	211	64	152	32	171	200	7/8	7/8 x 5/8	-	127	4	14	20
250	CAF	254	340	229	64	152	51	203	252	1 1/8	1 1/8	1/4 x 1/4	127	4	14	28
300	CAF	305	392	270	76	152	51	229	302	1 1/8	1 1/8	1/4 x 1/4	127	4	14	43
350	CAG	330	446	305	76	152	76	267	325	1 3/8	1 3/8	5/16 x 5/16	127	4	14	60
400	CAH	381	511	329	102	152	76	319	375	1 5/8	1 5/8	3/8 x 3/8	127	4	14	100
450	DAJ	432	546	368	108	203	108	343	424	1 7/8	1 7/8	1/2 x 3/8	165	4	21	120
500	DAJ	483	603	403	127	203	108	378	473	2 1/8	1 7/8	1/2 x 3/8	165	4	21	167

**NOTE**

Q is the dimension at the face of the valve for disc clearance into pipe or flange.

Dimensions are nominal to ±1mm.

Masses are dependent upon materials used

# KEYSTONE BUTTERFLY VALVES

FIGURE 129/239

---

## TYPICAL SPECIFYING SEQUENCE

100	F129	CNPS	AS 2129E
Valve size	Figure no.	Trim code	End connection

Trim code	Body	Disc	Shaft	Seat	Bearing	Packing
CNPS	Cast Iron	Air hardened S.G. Iron	17.4 P.H. S/S	SBR	Delrin	Buna N

### NOTE

Other trims available upon request

End connections to suit:

- AS 2129 Table E (std).
- ASME Class 150.
- Others available on request.

Neither Emerson, Emerson Automation Solutions, nor any of their affiliated entities assumes responsibility for the selection, use or maintenance of any product. Responsibility for proper selection, use, and maintenance of any product remains solely with the purchaser and end user.

Keystone is a mark owned by one of the companies in the Emerson Automation Solutions business unit of Emerson Electric Co. Emerson Automation Solutions, Emerson and the Emerson logo are trademarks and service marks of Emerson Electric Co. All other marks are the property of their respective owners.

The contents of this publication are presented for informational purposes only, and while every effort has been made to ensure their accuracy, they are not to be construed as warranties or guarantees, express or implied, regarding the products or services described herein or their use or applicability. All sales are governed by our terms and conditions, which are available upon request. We reserve the right to modify or improve the designs or specifications of such products at any time without notice.

Emerson.com/FinalControl

---