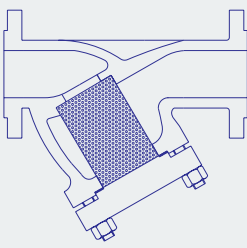
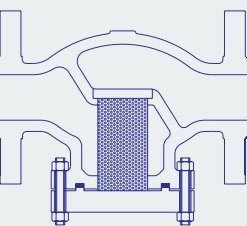
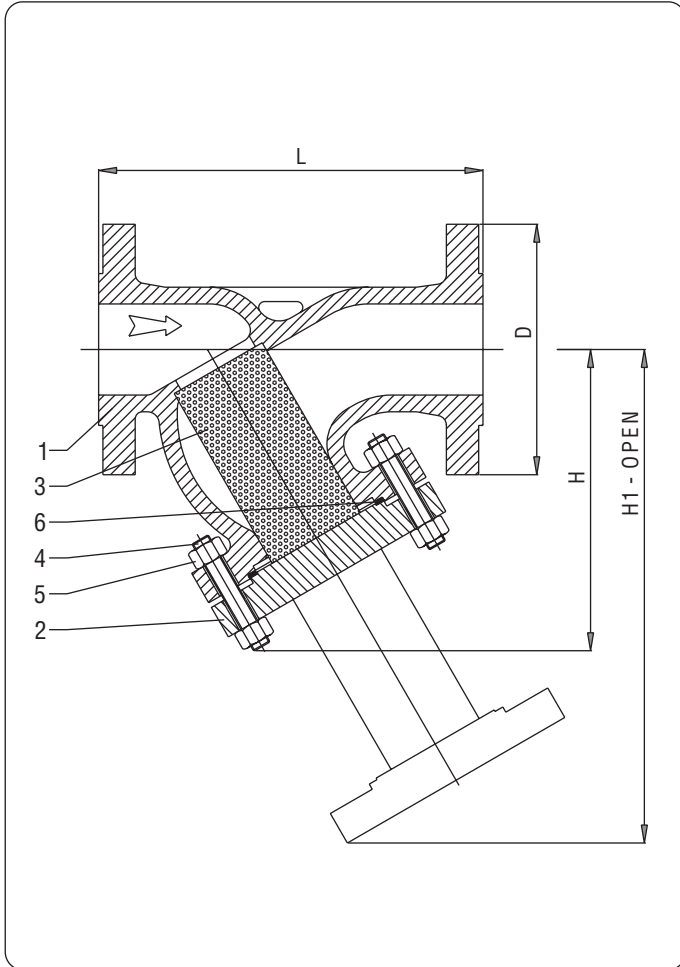


	TYPE	CLASS	SIZES	FIG. N.
	<p>STRAINERS 'Y' TYPE</p> <p>page 54</p>	<p>150 300 600 900 1500 2500</p>	<p>2" - 24" 2" - 24" 2" - 24" 2" - 16" 2" - 16" 2" - 12"</p>	<p>490 491 492 493 494 495</p>
	<p>STRAINERS BASKET TYPE</p> <p>page 56</p>	<p>150 300 600 900 1500 2500</p>	<p>2" - 16" 2" - 16" 2" - 16" 2" - 12" 2" - 12" 2" - 8"</p>	<p>490BK 491BK 492BK 493BK 494BK 495BK</p>

standard features



- **Description** BOLTED COVER
REPLACEABLE SCREEN
- **Design** BS 1873
API 600
ASME B16.34
- **Face to face** ASME B16.10
- **Flanges** ASME B16.5
BW TO ASME B16.25
- **Testing** API 598
API 6D
BS 6755
- **Rating** ASME B16.34
- **Marking** MSS-SP 25
CE - PED
- **Certificates** EN 10204 - 3.1 B

PART NAME	W49x	L49x	M49x	C49x	B49x	E49x	D49x	F49x	H49x
1 Body	WCB	LCB	WC6	C5	C12	CF8	CF8C	CF8M	CF3M
2 Cover	WCB	LCB	WC6	C5	C12	CF8	CF8C	CF8M	CF3M
3 Screen	F304 (1)	F304 (1)	F304 (1)	F304 (1)	F304 (1)	F304 (1)	F321 (1)	F316 (1)	F316L (1)
4 Bolts	B7	L7	B16	B16	B16	B8	B8	B8	B8
5 Nuts	2H	G4	G4	G4	G4	G8	G8	G8	G8
6 Gasket	ANSI 150 - 300 - 600 - 900 - 1500 : S.S. spiral wound reinf. Graphite / RTJ - ANSI 2500 : RTJ (2)								

(1) On request: other materials

(2) On request: PTFE - other materials

All data, subject to technical changes, are only for information and not for official use.

VALVOSIDER s.r.l. - Via S. Rocco, 2 - P.O. BOX 76 - 13011 Borgosesia (VC) - Italy
Phone: +39016322991 - Fax: +39016321537 - www.valvosider.com - e-mail: valvo@valvosider.com

STRAINERS - ' Y ' TYPE

ASME 150 - 300 - 600 - 900 - 1500 - 2500

VALVOSIDER
MANUFACTURER OF VALVES

FIG. N. 490 - STRAINERS - Y TYPE - ASME CLASS 150

SIZE	2"	2½"	3"	4"	5"	6"	8"	10"	12"	14"	16"	18"	20"	24"	---
L RF/BW	203	216	241	292	356	406	495	622	699	787	914	978	978	1295	---
L RTJ	216	219	254	305	368	419	508	635	711	800	927	991	991	1308	---
D	152	178	191	229	254	279	343	406	483	533	597	635	699	813	---
H	146	185	195	235	301	366	530	530	665	---	---	---	---	---	---
H1	222	274	285	350	440	537	733	733	880	---	---	---	---	---	---

FIG. N. 491 - STRAINERS - Y TYPE - ASME CLASS 300

SIZE	2"	2½"	3"	4"	5"	6"	8"	10"	12"	14"	16"	18"	20"	24"	---
L RF/BW	267	292	318	356	400	445	559	622	711	838	864	978	1016	1346	---
L RTJ	282	308	333	371	416	460	575	638	727	854	879	994	1035	1368	---
D	165	191	210	254	279	318	381	445	521	584	648	711	775	914	---
H	145	190	223	235	300	330	365	570	740	---	---	---	---	---	---
H1	228	290	328	362	450	489	555	892	1040	---	---	---	---	---	---

FIG. N. 492 - STRAINERS - Y TYPE - ASME CLASS 600

SIZE	2"	2½"	3"	4"	5"	6"	8"	10"	12"	14"	16"	18"	20"	24"	---
L RF/BW	292	330	356	432	508	559	660	787	838	889	991	1092	1194	1397	---
L RTJ	295	333	359	435	511	562	663	790	841	892	994	1095	1200	1407	---
D	165	191	210	273	330	356	419	508	559	603	686	743	813	940	---
H	185	210	230	290	370	425	470	---	---	---	---	---	---	---	---
H1	267	305	335	427	540	602	680	---	---	---	---	---	---	---	---

FIG. N. 493 - STRAINERS - Y TYPE - ASME CLASS 900

SIZE	2"	3"	4"	6"	8"	10"	12"	14"	16"
L RF/BW	368	381	457	610	737	838	965	1029	1130
L RTJ	371	384	460	613	740	842	968	1038	1140
D	216	241	292	381	467	546	610	641	705
H	320	340	370	455	---	---	---	---	---
H1	690	510	550	675	---	---	---	---	---

FIG. N. 494 - STRAINERS - Y TYPE - ASME CLASS 1500

SIZE	2"	3"	4"	6"	8"	10"	12"	14"	16"
L RF/BW	368	470	546	705	832	991	1130	1257	1384
L RTJ	371	473	549	711	842	1000	1146	1276	1407
D	216	267	311	394	483	584	673	749	826
H	---	---	---	---	---	---	---	---	---
H1	---	---	---	---	---	---	---	---	---

FIG. N. 495 - STRAINERS - Y TYPE - ASME CLASS 2500

SIZE	2"	3"	4"	6"	8"	10"	12"	---	---
L RF/BW	451	578	673	914	1022	1270	1422	---	---
L RTJ	454	584	683	927	1038	1292	1445	---	---
D	235	305	356	483	552	673	762	---	---
H	---	---	---	---	---	---	---	---	---
H1	---	---	---	---	---	---	---	---	---

features on request

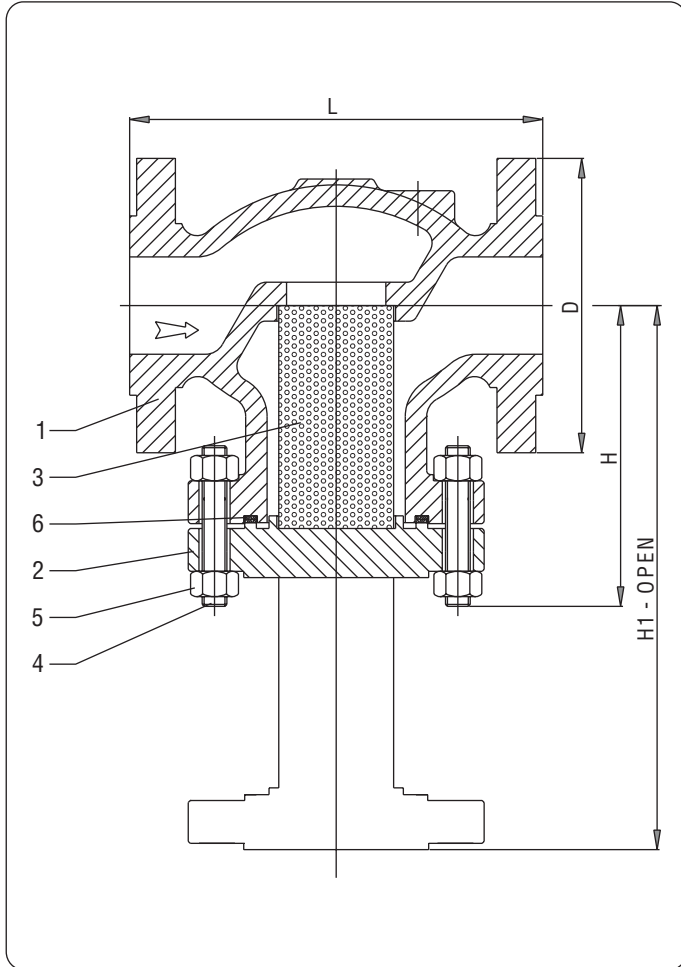
- SCREEN IN SPECIAL MATERIAL
- DISCHARGE VALVE
- DRAIN PLUG
- BW ENDS
- RTJ FLANGES
- DIN CONNECTIONS

All dimensions in mm (except where differently indicated)

All data, subject to technical changes, are only for information and not for official use.

VALVOSIDER s.r.l. - Via S. Rocco, 2 - P.O. BOX 76 - 13011 Borgosesia (VC) - Italy
Phone: +39016322991 - Fax: +39016321537 - www.valvosider.com - e-mail: valvo@valvosider.com

standard features



- **Description** BOLTED COVER
REPLACEABLE SCREEN
- **Design** BS 1873
API 600
ASME B16.34
- **Face to face** ASME B16.10
- **Flanges** ASME B16.5
BW TO ASME B16.25
- **Testing** API 598
API 6D
BS 6755
- **Rating** ASME B16.34
- **Marking** MSS-SP 25
CE - PED
- **Certificates** EN 10204 - 3.1 B

PART NAME	W49xBK	L49xBK	M49xBK	C49xBK	B49xBK	E49xBK	D49xBK	F49xBK	H49xBK
1 Body	WCB	LCB	WC6	C5	C12	CF8	CF8C	CF8M	CF3M
2 Cover	WCB	LCB	WC6	C5	C12	CF8	CF8C	CF8M	CF3M
3 Screen	F304 (1)	F304 (1)	F304 (1)	F304 (1)	F304 (1)	F304 (1)	F321 (1)	F316 (1)	F316L (1)
4 Bolts	B7	L7	B16	B16	B16	B8	B8	B8	B8
5 Nuts	2H	G4	G4	G4	G4	G8	G8	G8	G8
6 Gasket	ANSI 150 - 300 - 600 - 900 - 1500 : S.S. spiral wound reinf. Graphite / RTJ - ANSI 2500 : RTJ (2)								

(1) On request: other materials

(2) On request: PTFE - other materials

All data, subject to technical changes, are only for information and not for official use.

STRAINERS - BASKET TYPE

ASME 150 - 300 - 600 - 900 - 1500 - 2500

VALVOSIDER
MANUFACTURER OF VALVES

FIG. N. 490BK - STRAINERS BASKET TYPE - ASME CLASS 150

SIZE	2"	2½"	3"	4"	5"	6"	8"	10"	12"	14"	16"	---	---	---	---
L RF/BW	203	216	241	292	356	406	495	622	699	787	914	---	---	---	---
L RTJ	216	219	254	305	368	419	508	635	711	800	927	---	---	---	---
D	152	178	191	229	254	279	343	406	483	533	597	---	---	---	---
H	146	185	195	235	301	366	530	530	665	---	---	---	---	---	---
H1	222	274	285	350	440	537	733	733	880	---	---	---	---	---	---

FIG. N. 491BK - STRAINERS BASKET TYPE - ASME CLASS 300

SIZE	2"	2½"	3"	4"	5"	6"	8"	10"	12"	14"	16"	---	---	---	---
L RF/BW	267	292	318	356	400	445	559	622	711	838	864	---	---	---	---
L RTJ	282	308	333	371	416	460	575	638	727	854	879	---	---	---	---
D	165	191	210	254	279	318	381	445	521	584	648	---	---	---	---
H	145	190	223	235	300	330	365	570	740	---	---	---	---	---	---
H1	228	290	328	362	450	489	555	892	1040	---	---	---	---	---	---

FIG. N. 492BK - STRAINERS BASKET TYPE - ASME CLASS 600

SIZE	2"	2½"	3"	4"	5"	6"	8"	10"	12"	14"	16"	---	---	---	---
L RF/BW	292	330	356	432	508	559	660	787	838	889	991	---	---	---	---
L RTJ	295	333	359	435	511	562	663	790	841	892	994	---	---	---	---
D	165	191	210	273	330	356	419	508	559	603	686	---	---	---	---
H	185	210	230	290	370	425	470	---	---	---	---	---	---	---	---
H1	267	305	335	427	540	602	680	---	---	---	---	---	---	---	---

FIG. N. 493BK - STRAINERS BASKET TYPE - ASME CLASS 900

SIZE	2"	3"	4"	6"	8"	10"	12"	---	---
L RF/BW	368	381	457	610	737	838	965	---	---
L RTJ	371	384	460	613	740	842	968	---	---
D	216	241	292	381	467	546	610	---	---
H	---	---	---	---	---	---	---	---	---
H1	---	---	---	---	---	---	---	---	---

FIG. N. 494BK - STRAINERS BASKET TYPE - ASME CLASS 1500

SIZE	2"	3"	4"	6"	8"	10"	12"	---	---
L RF/BW	368	470	546	705	832	991	1130	---	---
L RTJ	371	473	549	711	842	1000	1146	---	---
D	216	267	311	394	483	584	673	---	---
H	---	---	---	---	---	---	---	---	---
H1	---	---	---	---	---	---	---	---	---

FIG. N. 495BK - STRAINERS BASKET TYPE - ASME CLASS 2500

SIZE	2"	3"	4"	6"	8"	---	---	---	---
L RF/BW	451	578	673	914	1022	---	---	---	---
L RTJ	454	584	683	927	1038	---	---	---	---
D	235	305	356	483	552	---	---	---	---
H	---	---	---	---	---	---	---	---	---
H1	---	---	---	---	---	---	---	---	---

features on request

- SCREEN IN SPECIAL MATERIAL
- DISCHARGE VALVE
- DRAIN PLUG
- BW ENDS
- RTJ FLANGES
- DIN CONNECTIONS

All dimensions in mm (except where differently indicated)

All data, subject to technical changes, are only for information and not for official use.

VALVOSIDER s.r.l. - Via S. Rocco, 2 - P.O. BOX 76 - 13011 Borgosesia (VC) - Italy
Phone: +39016322991 - Fax: +39016321537 - www.valvosider.com - e-mail: valvo@valvosider.com