

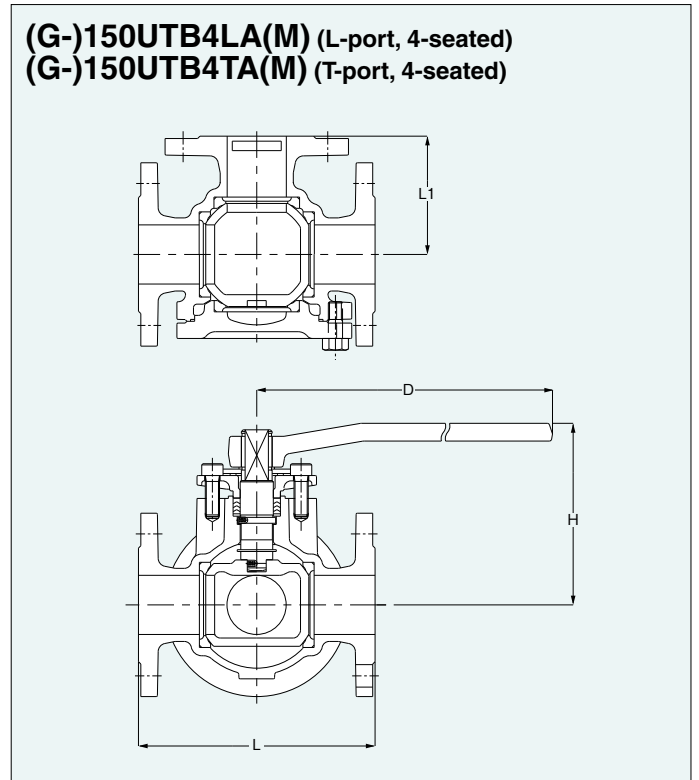
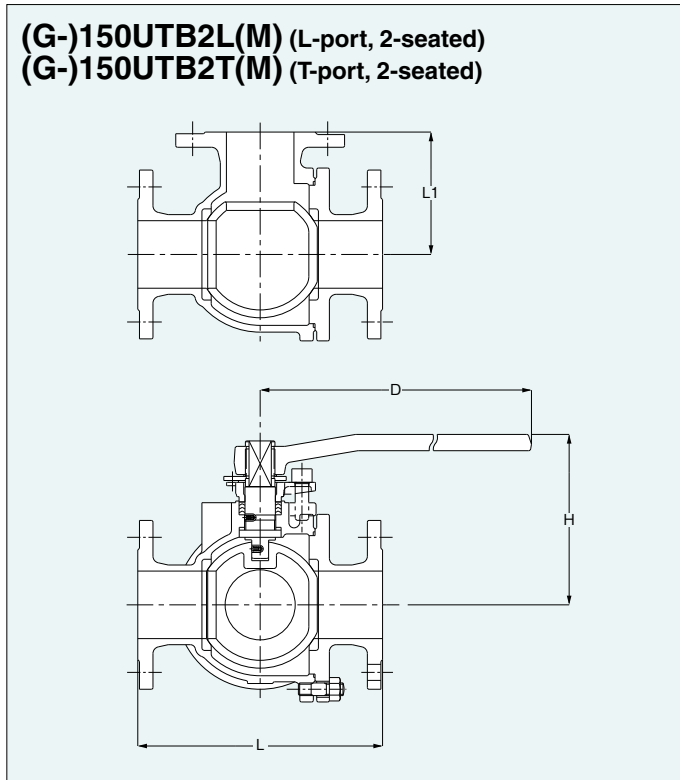
Class 150 Stainless Steel 3-way Ball Valves

Full bore, 2-seated or 4-seated, Split body, Side entry design

Features

- Used for diverting or mixing process media
- One 3-way valve can replace several other valves plus the associated piping pieces
- Antistatic device
- Blowout-proof stem
- Double "D" stem head
- High performance **HYPATITE® PTFE** ball seats
- Actuator mounting pad to KITZ standard

150UTB2L/2T: Page 96 for Pressure-Temperature Ratings. (See UTDZ Series)
 150UTB4LA/4TA: Page 100 for Pressure-Temperature Ratings.
 Page 106 for Allowable Port Orientation.



Dimensions of 150UTB2L(M), 150UTB2T(M)

Unit: mm

Nominal Size	NPS	1	1½	2	3	4	6*
	DN	25	40	50	80	100	150
Ball bore		25	38	51	76	102	127
L		165	210	220	262	342	437
L1		82.5	105	110	131	171	218.5
H		124	115	123	165	200	220
D		160	230	230	400	460	460

Valve operator

NPS 1 to 6: Lever operation
 NPS 6: Optional gear operation

Note

· 10K type is also available.

Dimensions of 150UTB4LA(M), 150UTB4TA(M)

Unit: mm

Nominal Size	NPS	½	¾	1	1½	2	2½	3	4
	DN	15	20	25	40	50	65	80	100
Ball bore		15	19	25	38	51	64	76	102
L		120	135	154	177	200	240	262	342
L1		65	67.5	77	88.5	100	120	131	171
H		128	132	135	146	155	185	198	267
D		160	160	160	400	400	460	460	1000

Valve operator

NPS ½ to 8: Lever operation
 NPS 6 to 8: Optional gear operation

Note

· 10K type is also available.

Refer to "Product Range" on Page 2.

Gear Operation

Unit: mm

Nominal Pressure	Class 150	Gear Operator			
		H	D	C	A
	6	399	360	210	88.5
8	467	500	363	93.5	

10K Iron Ball Valves 3-way (Full or Reduced Bore)

Page 99 for Pressure-Temperature Ratings.

10FCTB2L

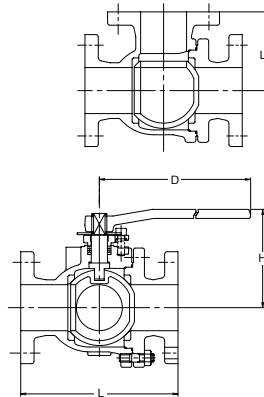
- Full Bore: NPS 1 1/2 to 4

10FCTR2L

- Reduced Bore: NPS 5 to 8



Blowout-proof stem



Materials

Parts	Material	JIS Spec.
Body	Cast iron	FC200
Body cap	Cast iron	FC200
Stem	Stainless steel	SUS403
Ball	Stainless steel	SCS13
Grand packing		PTFE
Gasket		PTFE
Ball seat		PTFE
Cap bolt/nut	Carbon steel	SS400

- Page 106 for Allowable Port Orientation.

Design Specifications

Items	
Shell wall thickness	JIS B2031
Face to face dimensions	KITZ standard
End flange dimensions Gasket contact facing	JIS B2239 10K (FF)

Dimensions of 10FCTB2L, 10FCTR2L

Unit: mm

Nominal Size	NPS	1 1/2	2	2 1/2	3	4	5	6	8
	DN	40	50	65	80	100	125	150	200
L		210	220	250	260	330	370	430	540
L ₁		105	110	125	130	165	185	215	270
H		115	120	155	165	200	205	225	295
D		230	230	400	400	460	460	460	1000

※Please contact KITZ or KITZ distributors for details about gear operated products.