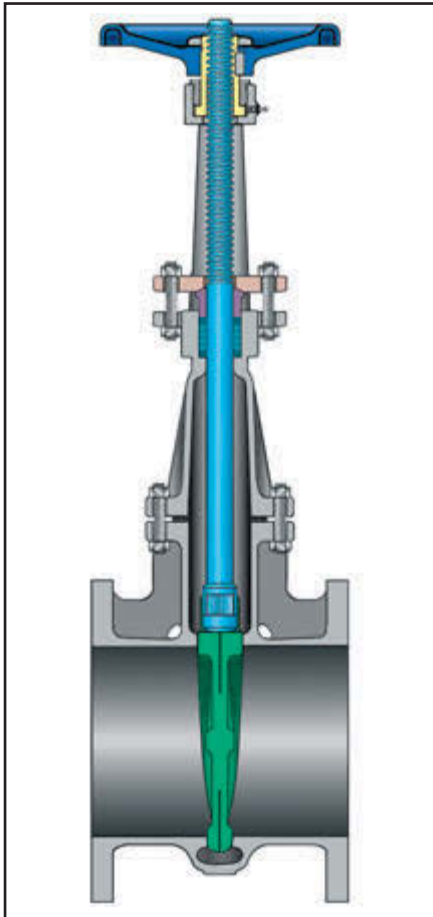


VELAN CAST STAINLESS STEEL API 603 GATE VALVES

INTEGRAL SEAT, FLANGED, WALL THICKNESS TO ASME B16.34
ASME CLASSES 150, 300, NPS 2–24 (DN 50–600)



Gate valves with unique flexible wedge

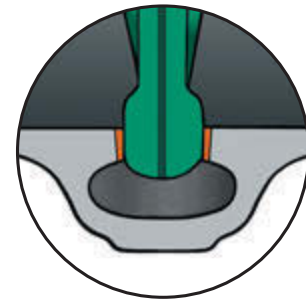
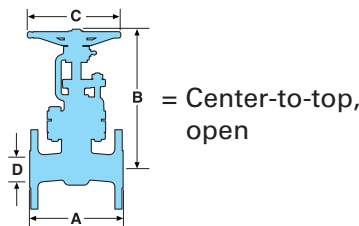
STANDARD MATERIALS

PART	MATERIAL
Body	A351 Gr. CF8M
Bonnet	A351 Gr. CF8M
Wedge	A351 Gr. CF8M
Stem	Gr. 316
Gland	Gr. 316
Gland flange	A351 Gr. CF8M
Yoke bushing	Gr. 316
Handwheel	Malleable iron (painted)
Handwheel nut	Carbon steel
Body/bonnet stud	Gr. B8M
Body/bonnet nut	Gr. 8M
Gland stud	Gr. 304
Gland nut	Gr. 8M
Spring pin	Stainless steel
Gland packing	SX or SY PTFE
	GX or GY Graphite
Gasket	SX or SY PTFE with stainless wire mesh
	GX or GY Graphite with stainless steel foil
Name plate	Stainless steel
Stem nut	Ni-resist type D-2C

Precision high quality investment castings

DIMENSIONS AND WEIGHTS

SIZE NPS DN	FLANGED, ASME 150					FLANGED, ASME 300				
	A	B	C	D	WEIGHT lb (kg)	A	B	C	D	WEIGHT lb (kg)
2	7.00	13.89	8.00	2.00	32	8.50	14.66	8.00	2.00	46
50	178	353	203	51	14.5	216	372	203	51	21.9
2½	7.50	16.53	8.00	2.50	48	9.50	16.22	8.00	2.50	60
65	191	420	203	64	21.8	241	412	203	64	27.2
3	8.00	18.50	8.00	3.00	52	11.12	18.70	10.00	3.00	86
80	203	470	203	76	23.6	282.45	475	254	76	39.0
4	9.00	21.76	10.00	4.00	80	12.00	23.18	10.00	4.00	134
100	229	553	254	102	36.4	305	589	254	102	60.8
6	10.50	29.06	10.00	6.00	135	15.87	29.52	18.00	6.00	247
150	267	738	254	152	61.2	403	750	457	152	112.07
8	11.50	36.88	14.00	8.00	222	16.50	38.81	18.00	8.00	401
200	292	937	356	203	100.9	419	986	457	203	181.9
10	13.00	45.00	18.00	10.00	324	18.00	47.08	20.00	10.00	630
250	330	1143	457	254	147.3	457	1196	508	254	285.8
12	14.00	53.00	18.00	12.00	472	19.75	55.15	20.00	12.00	880
300	356	1346	457	305	214.1	502	1401	508	305	400.0
14	15.00	61.31	24.00	13.25	800					
350	381	1557	610	337	362.9					
16	16.00	69.25	24.00	15.25	1000					
400	406	1759	610	387	453.6					
18	17.00	73.96	24.00	17.25	1300					
450	432	1879	610	438	589.6					
20	18.00	83.81	30.00	19.25	1500					
500	457	2129	762	489	680.3					
24	—	—	—	—	—					
600	—	—	—	—	—					



Optional integral CoCr alloy seat face available for longer service life.

Stainless seat

ASME CLASS	FIGURE NUMBER
150	0064C-13SX or GX
300	1064C-13SX or GX

CoCr alloy seat

ASME CLASS	FIGURE NUMBER
150	0064C-13SY or GY
300	1064C-13SY or GY