

VELAN CAST STAINLESS STEEL GLOBE VALVES

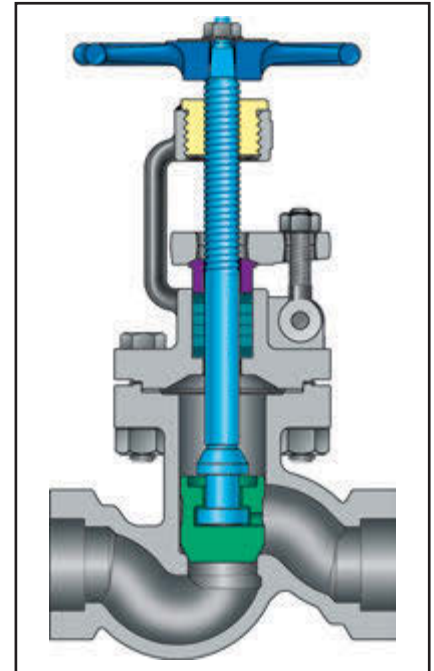
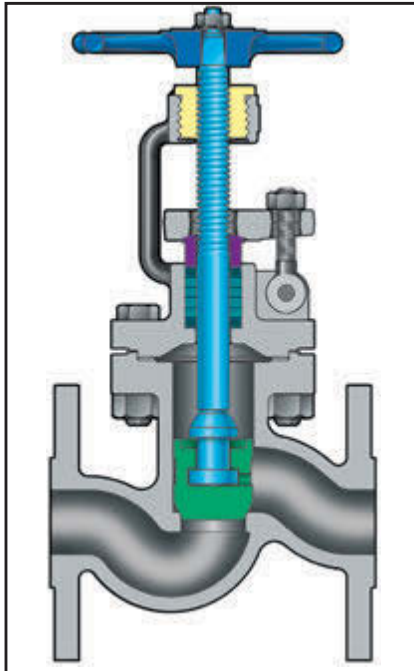
INTEGRAL SEAT, FLANGED, WALL THICKNESS TO ASME B16.34

ASME CLASSES 150, 300, NPS ½–1½ (DN 15–40)

FULL PORT, THREADED, SOCKET WELD OR COMBINATION

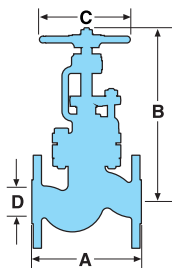
WALL THICKNESS TO ASME B16.34

ASME CLASS 600, NPS ½–1½ (DN 15–40)



Precision high quality investment castings

Globe valves with fully guided disc



Flanged

ASME CLASS	FIGURE NUMBER
150	0074C–13SX or GX
300	1074C–13SX or GX

B = Center-to-top, open

Threaded/socket weld

ASME CLASS	FIGURE NUMBER
600	2074C–14SX or GX

STANDARD MATERIALS

PART	MATERIAL
Body	A351 Gr. CF8M
Bonnet	A351 Gr. CF8M
Disc	A351 Gr. CF8M
Stem	Gr. 316
Gland	Gr. 316
Gland flange	A351 Gr. CF8M
Yoke bushing	Gr. 416
Handwheel	Malleable iron (painted)
Handwheel nut	Stainless steel
Body/bonnet cap screw	Gr. B8M
Body/bonnet nut	Gr. 8M
Gland stud	Gr. 304
Gland nut	Gr. 8M
Gland packing	SX PTFE
	GX Graphite
Gasket	SX PTFE with stainless
	GX Graphite with stainless
Name plate	Stainless steel
Stem nut	Gr. 416

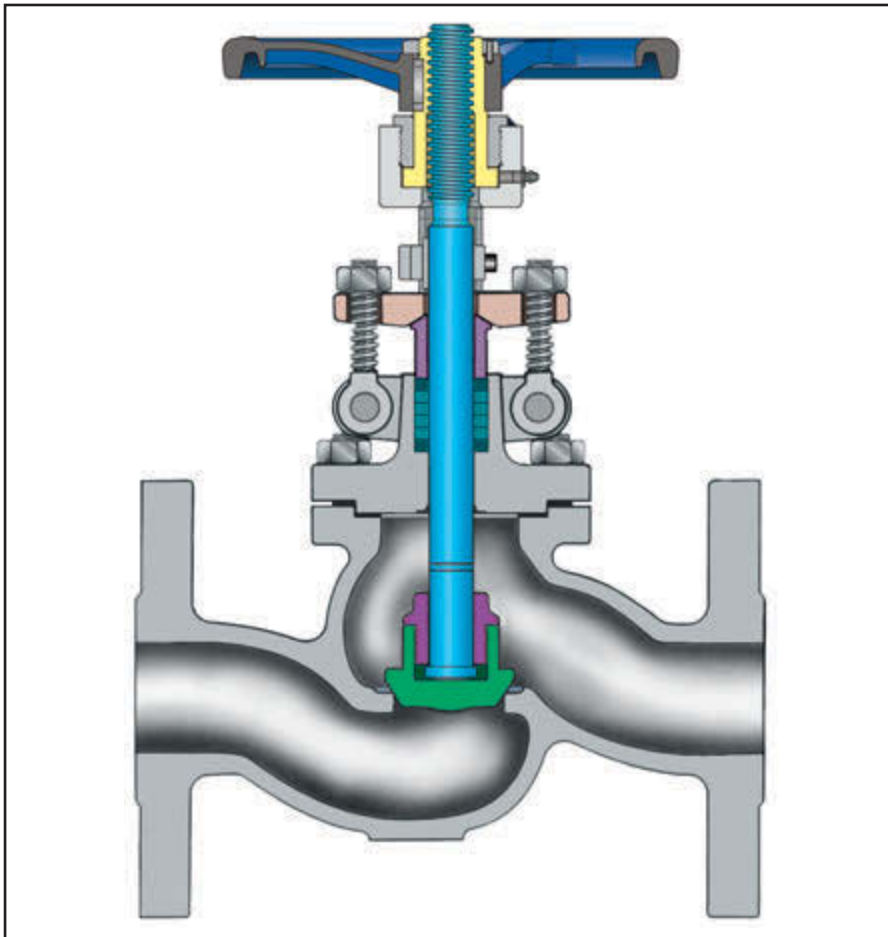
DIMENSIONS AND WEIGHTS

SIZE NPS DN	FLANGED, ASME 150					FLANGED, ASME 300					THREADED - SOCKET WELD, ASME 600				
	A	B	C	D	WEIGHT lb (kg)	A	B	C	D	WEIGHT lb (kg)	A	B	C	D	WEIGHT lb (kg)
½ 15	4.25 108	8.31 211	4.00 102	0.50 13	7 3.2	6.00 152	8.31 211	4.00 102	0.50 13	9 4.1	3.75 95	8.31 211	4.00 102	0.50 13	6 2.7
¾ 20	4.63 118	8.31 211	4.00 102	0.75 19	8 3.6	7.00 178	8.31 211	4.00 102	0.75 19	10 4.5	4.25 108	8.31 211	4.00 102	0.75 19	7 3.2
1 25	5.00 127	9.08 230	4.00 102	1.00 25.4	10 4.5	8.00 203	9.08 230	4.00 102	1.00 25.4	12 5.4	5.00 127	9.08 230	4.00 102	1.00 25.4	8 3.6
1½ 40	6.50 165	11.28 286	8.00 203	1.50 38.1	22 10.0	9.00 229	11.28 286	8.00 203	1.50 38.1	29 13.2	6.00 152	11.28 286	8.00 203	1.50 38.1	18 8.2

VELAN CAST STAINLESS STEEL GLOBE VALVES

INTEGRAL SEAT, FLANGED, WALL THICKNESS TO ASME B16.34

ASME CLASSES 150, 300, NPS 2-6 (DN 50-150)

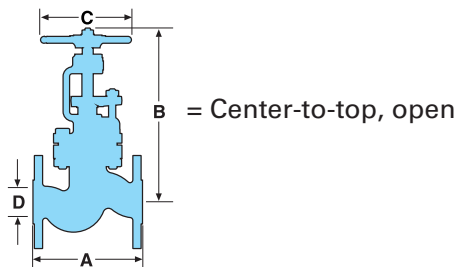


The only globe valve with a non-rotating stem

STANDARD MATERIALS

PART	MATERIAL
Body	A351 Gr. CF8M
Bonnet	A351 Gr. CF8M
Disc	A351 Gr. CF8M
Stem	Gr. 316
Disc nut	A351 Gr. CF8M
Gland pin	Gr. 316
Gland	Gr. 316
Gland flange	A351 Gr. CF8M
Yoke bushing	Austenitic ductile iron Gr. D-2C
Torque arm	CF8M
Handwheel	Malleable iron (painted)
Handwheel nut	Carbon steel
Bonnet stud	Gr. B8M
Bonnet nut	Gr. 8M
Gland stud	Gr. 304
Gland nut	Gr. 8M
Gland packing	SX or SY PTFE
	GX or GY Graphite
Gasket	SX or SY PTFE
	GX or GY Graphite
Name plate	Stainless steel

Precision high quality investment castings

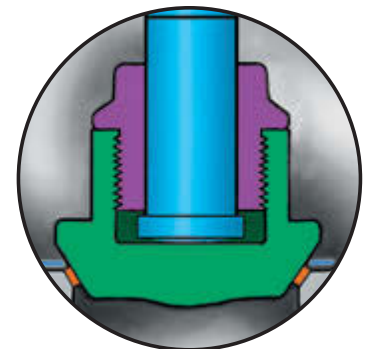


Stainless seat

ASME CLASS	FIGURE NUMBER
150	0074C-13SX or GX
300	1074C-13SX or GX

CoCr alloy seat

ASME CLASS	FIGURE NUMBER
150	0074C-13SY or GY
300	1074C-13SY or GY



Optional integral CoCr alloy seat face available for longer service life.

DIMENSIONS AND WEIGHTS

SIZE NPS DN	FLANGED, ASME 150					FLANGED, ASME 300				
	A	B	C	D	WEIGHT lb (kg)	A	B	C	D	WEIGHT lb (kg)
2	8.00	10.25	8.00	2.00	27	10.50	11.27	8.00	2.00	45
50	203	260	203	51	12.3	267	286	203	51	20.4
2½	8.50	10.44	10.00	2.50	37	11.50	12.31	10.00	2.50	70
65	216	265	254	64	16.8	292	313	254	64	31.8
3	9.50	12.62	10.00	3.00	53	12.50	13.85	10.00	3.00	87
80	241	321	254	76	24.0	318	352	254	76	39.5
4	11.50	14.92	10.00	4.00	83	14.00	16.29	10.00	4.00	130
100	292	379	254	102	37.6	356	414	254	102	59.0
6	16.00	17.48	10.00	6.00	154	17.50	21.62	14.00	6.00	252
150	406	457	254	152	69.9	445	549	356	152	114.3